

fischertechnik®

COMPUTING

Bauanleitung
Assembly instruction
Instructions de montage
Bouwhandleiding
Instrucciónes de construcción
Manual de montagem
Istruzioni di montaggio
Инструкция по сборке
安装说明书



ROBO PNEUVAC

5 MODELS

Inhalt
Contents
Contenu

Inhoud
Contenido
Conteúdo

Contenuto
Содержание
目录

Einzelteilübersicht / Spare parts list / Liste des pièces détachées / Onderdelenoverzicht / Lista da piezas / Resumo de peça individual / Singoli componenti / Отдельные детали / 零件概览 2

Montagetipps / Tips for assembly / Tuyaux pour le montage / Montagetips / Consejos para el montaje / "Dicas" para montagem / Consigli per il montaggio / Советы по сборке / 装配建议 3

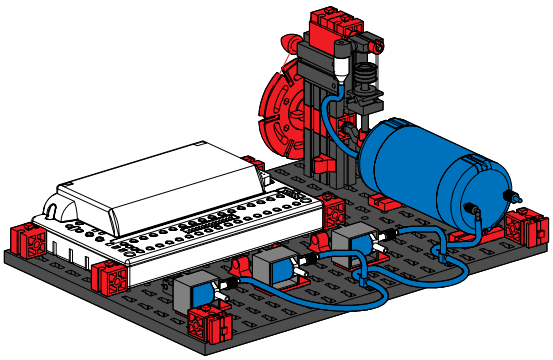

Steuereinheit / Control Unit / Unitè de commande / Besturingsunit / Unidad da mando / Unidade de controle / Centralina / Блок управления / 控制单元 4

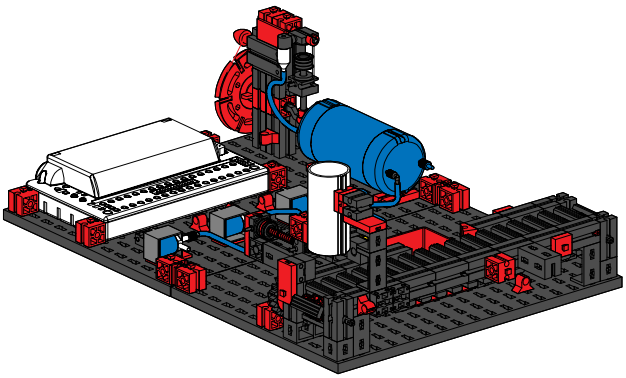

Förderband mit Stapelmagazin / Conveyor Belt with Stacking Magazine / Convoyeur à bande avec magasin d'empilage / Transportband met stapelmagazijn / Cinta transportadora con almacén de apilado / Esteira de transporte com magazine de empilhamento / Nastro convogliatore con magazzino d'impilaggio / Транспортер со штабельным накопителем / 带有堆垛库的输送带 8

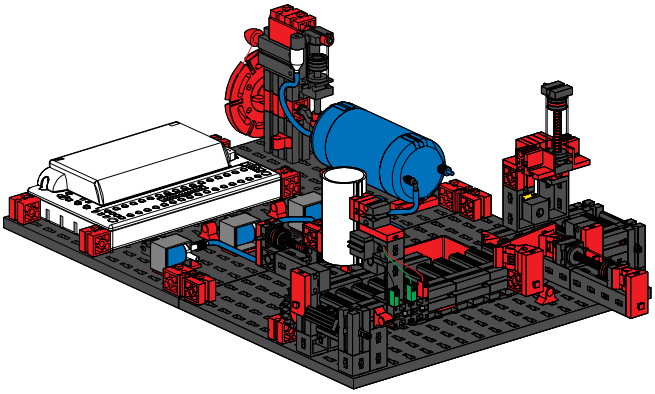

Bearbeitungsstation mit Schlechtteilausstoß / Machining Station with Defective Part Ejection / Poste d'usinage avec rejet des pièces de rebut / Bewerkingsstation met uitstoot van slechte onderdelen / Estación de procesamiento con expulsión de piezas defectuosas / Estação de processamento com ejeção de peças de rejeito / Postazione del lavorazione con espulsione scarti / Обрабатывающий центр с отсортировкой бракованных деталей / 带有次品剔除功能的加工站 15

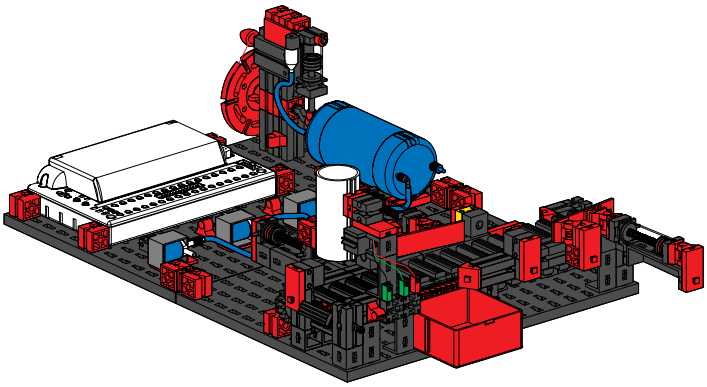

Sortieranlage / Sorting System / Trieuse / Sorteerinstallatie / Instalación de clasificación / Equipamento de triagem / Banco di assortimento / Сортировочная установка / 分类设备 19

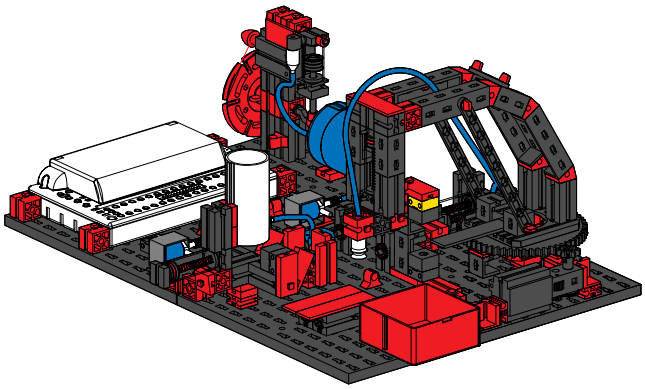

Bearbeitungsstaion mit Vakuumgreifer / Machining Station with Vacuum Pickup / Poste d'usinage avec grappin pneumatique / Bewerkingsstation met vacuümgrijper / Estación de procesamiento con manipulador de vacío / Estação de processamento com agarrador de vácuo / Postazione del lavorazione con pinza a ventosa / Обрабатывающий центр с вакуумный захватом / 带有真空抓手的加工站 27

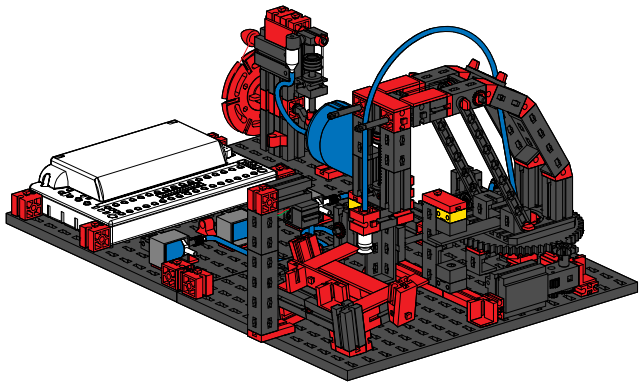

Kartengeber und -sortierer /Card Dealer and Card Sorter / Donneur de cartes et trieuse de cartes / Kaartgever en kaartsorteerder / Distribuidor de cartas y Clasificador de cartas / Distribuidor de cartas e Separador de cartas / Distributore e classificatore di schede / Устройство раздачи и перемешивания карт / 分牌器 / 牌分类器 36

Einzelteilübersicht
Spare parts list
Liste des pièces détachées
Onderdelenoverzicht
Lista da piezas
Resumo de peça individual
Singoli componenti
Отдельные детали
零件概览

30°	31 011 7 x
	31 019 1 x
	31 021 1 x
60	31 032 1 x
	31 058 2 x
	31 078 1 x
	31 082 1 x
	31 336 27 x
	31 337 20 x
	31 390 1 x
	31 391 1 x
	31 422 1 x
	31 426 6 x
	31 436 6 x
	31 597 1 x

	31 642 2 x
	31 663 1 x
	31 708 2 x
	31 762 36 x
15°	31 981 2 x
	31 982 39 x
	32 064 19 x
7,5°	32 071 2 x
	32 293 2 x
	32 321 2 x
	32 879 14 x
	32 880 4 x
	32 881 6 x
	32 985 2 x
	35 031 2 x

	35 049 13 x
30	35 063 1 x
45	35 064 3 x
60	35 065 3 x
	35 327 3 x
	35 328 9 x
	35 945 3 x
	35 969 8 x
	36 134 2 x
	36 190 1 x
	36 248 108 x
4	36 323 6 x
	36 334 8 x
	36 443 1 x
	36 532 4 x

30	36 912 1 x
	36 915 7 x
	36 920 9 x
	36 921 4 x
	36 922 7 x
	36 937 1 x
	36 949 1 x
	36 970 1 x
	36 981 1 x
	37 003 1 x
	37 034 1 x
	37 237 7 x
	37 238 4 x
	37 468 12 x
	37 679 2 x

Einzelteilübersicht
Spare parts list
Liste des pièces détachées
Onderdelenoverzicht
Lista da piezas
Resumo de peça individual
Singoli componenti
Отдельные детали
零件概览

	37 681 1 x		38 242 1 x		128 599 1 x		133 200 2 x
	37 875 2 x	60	38 416 4 x		130 961 1 x		133 201 2 x
	38 216 5 x		38 464 5 x		133 008 1 x		133 202 2 x
	38 240 8 x	120	38 546 2 x		133 027 4 x		133 407 1 x
	38 241 6 x		77 312 1 x		133 028 1 x		

Montagetipps
Tips for assembly
Tuyaux pour le montage
Montagetips
Consejos para el montaje
"Dicas" para montagem
Consigli per il montaggio
Советы по сборке
装配建议

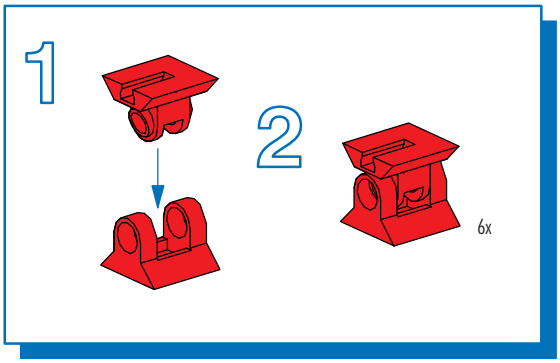

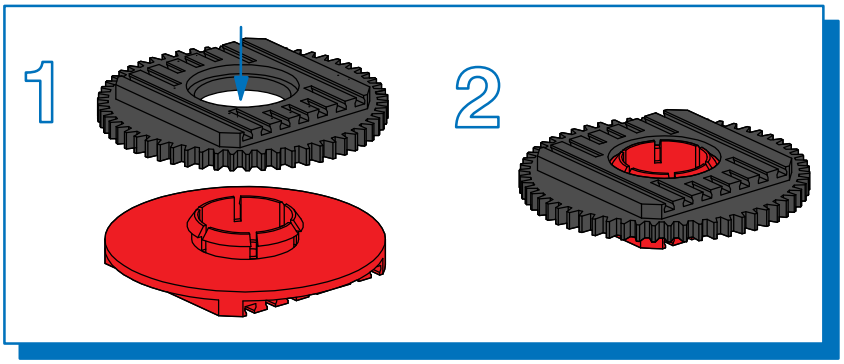

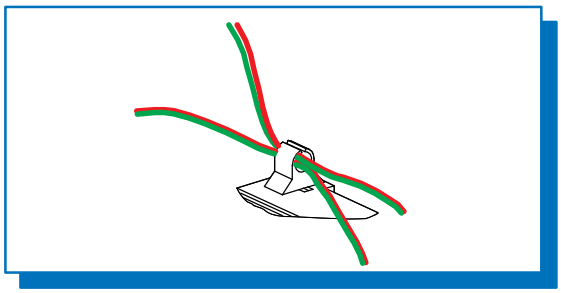

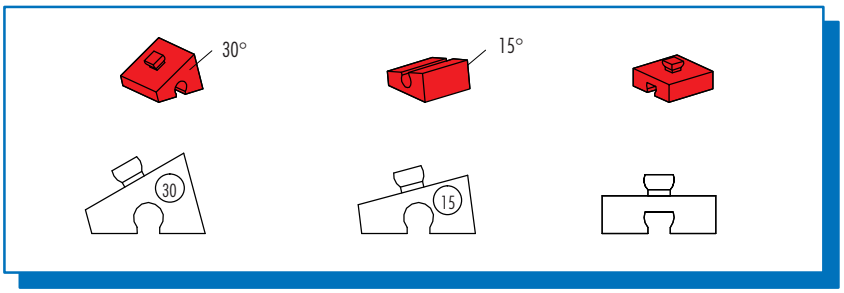

- Alle Einzelteile, insbesondere bewegliche Teile sind falls notwendig zu warten und zu reinigen.
- All components, especially moving parts, should be maintained and cleaned as necessary.
- Toutes les pièces détachées et en particulier les pièces mobiles, sont, si nécessaire, à entretenir et à nettoyer.
- Alle onderdelen, vooral de bewegende delen, kunnen, indien noodzakelijk, onderhouden en gereinigd worden.
- Es necesario limpiar y mantener en buen estado todas las diferentes piezas - especialmente las piezas móviles.
- Caso necessário, todas as peças individuais, especialmente peças móveis, tem que ser submetidas à manutenção e ser limpadas.
- Se necessario, tutti i singoli componenti, soprattutto le parti mobili, si devono eventualmente sottoporre a manutenzione e pulizia.
- Все детали, особенно подвижные, требуют ухода и чистки.
- 必要时应保养和清洁所有零件，尤指运动部件。

- Achtung
  Verletzungsgefahr an Bauteilen mit funktionsbedingten scharfen Kanten und Spitzen!
- Caution
  Be careful not to hurt yourself on components with sharp or pointed edges!
- Attention
  Risque de blessure sur les élements comportant des arêtes et o pointes vives indispensables au bon fonctionnement!
- Let op
  U kunt zich bezeren aan bouwstenen met sherpe randen of punten!
- Attenzione
  Esiste il pericolo di lesione con i pezzi di costruzione che hanno bordi e punte spigolosi necessari per la funzionalita del pezzo!
- Atenção
  Perigo de ferimentos em peças componentes com cantos vivos e pontas obrigatórios para o funcionamento !
- Attenzione
  Pericolo di lesioni dovute a componenti con spigoli vivi e punte per motivi funzionali!
- Будьте осторожны
  Об острые края деталей и и наконечники можно обрезаться!
- 注意
  因功能需要而带有锋利的棱边和尖角的部件可能会带来受伤危险！

Montagetipps
Tips for assembly
Tuyaux pour le montage

Montagetips
Consejos para el montaje
"Dicas" para montagem

Consigli per il montaggio
Советы по сборке
装配建议

Schlauchzuschnitte
Hose cut to length
Découpes de tuyau

Slangdelen
Recortes de tubos flexibles
Recortes de mangueira

Spezzoni di tubo
Штуцеры
软管段

1

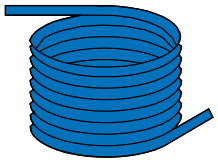

2

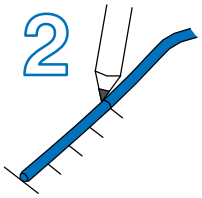

3



3	x	5 cm
1	x	7 cm
2	x	10 cm
2	x	20 cm
1	x	30 cm
1	x	40 cm
1	x	50 cm
1	x	55 cm

Kabel und Stecker
Plugs and cables
Fiches et des câbles

Stekkers en cables
Enchufes en cables
Cabos e contatos

Cavi e connettori
Провода и штекеры
电缆和插头

1

1 x 15 cm
3 x 30 cm
4 x 45 cm

1 x 5 cm
1 x 15 cm
1 x 45 cm

2

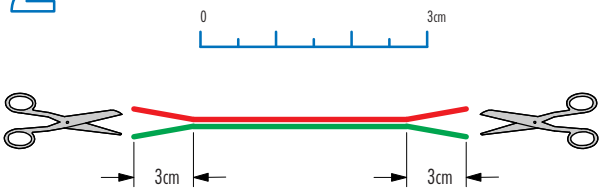

3

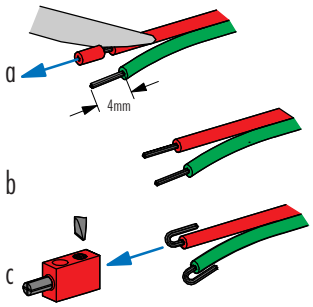

4

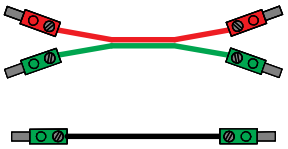

5

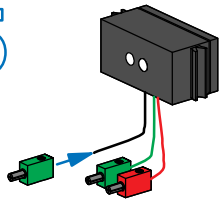

3/2-Wege-Magnetventil
3/2 Way Magnetic Valve
Distributeur électromagnétique à 3/2 voies

3/2-weg magneetklep
Válvula electromagnética de 3/2 vías
Válvula magnética de 3/2 vias

Distributore elettromagnetico a 3/2 vie
3/2-ходовой электромагнитный клапан
两位三通电磁阀

1

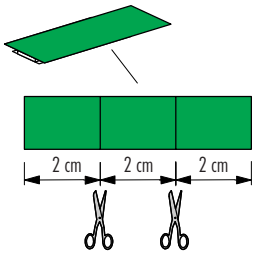

2

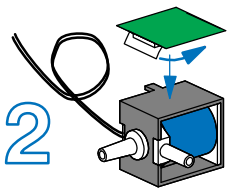

3



4

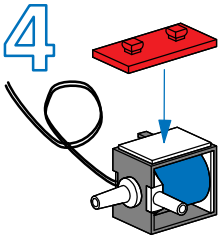

5

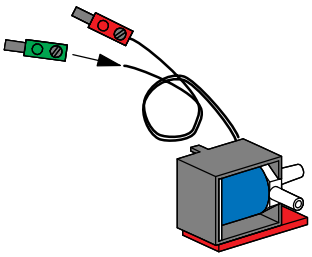

3x

9-12 V DC / 130 mA

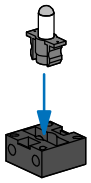

9V⎓ / 0,1 A

2 x

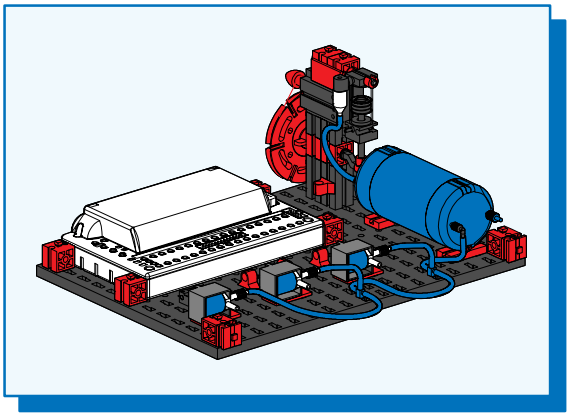

Steuereinheit
Control Unit
Unitè de commande
Besturingsunit
Unidad da mando
Unidade de controle
Centralina
Блок управления
控制单元

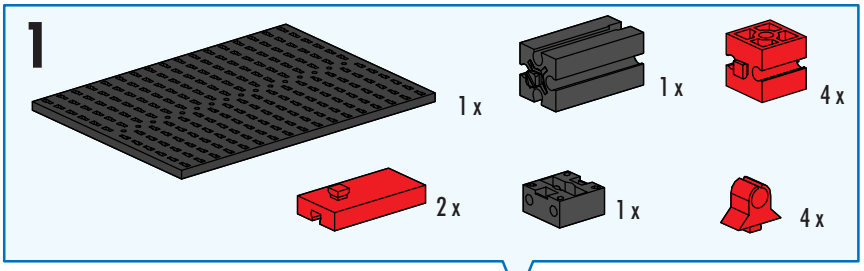

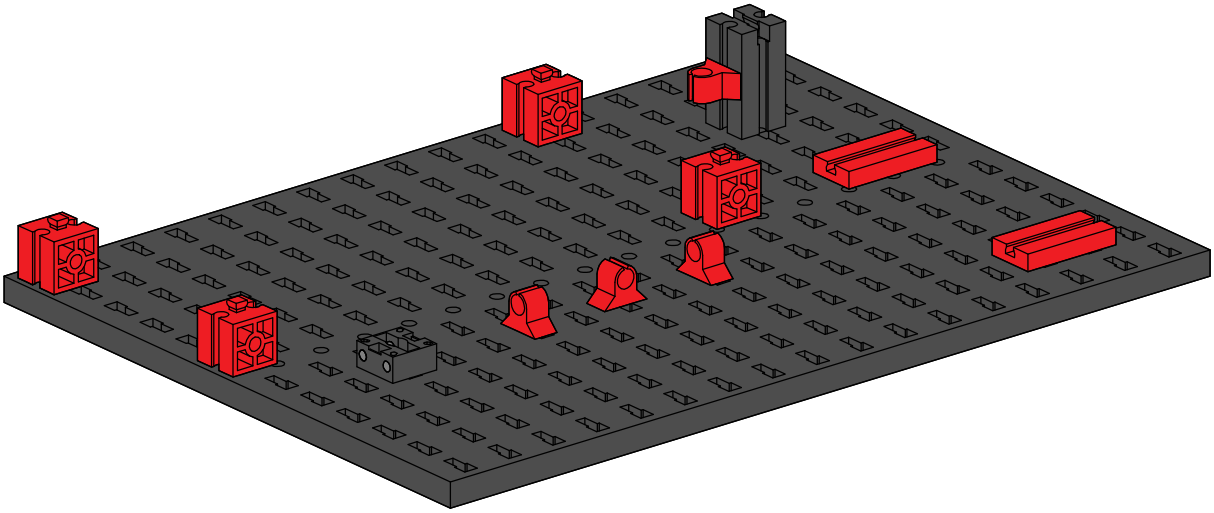

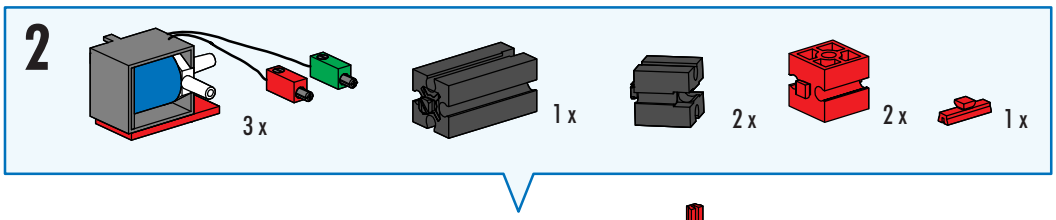

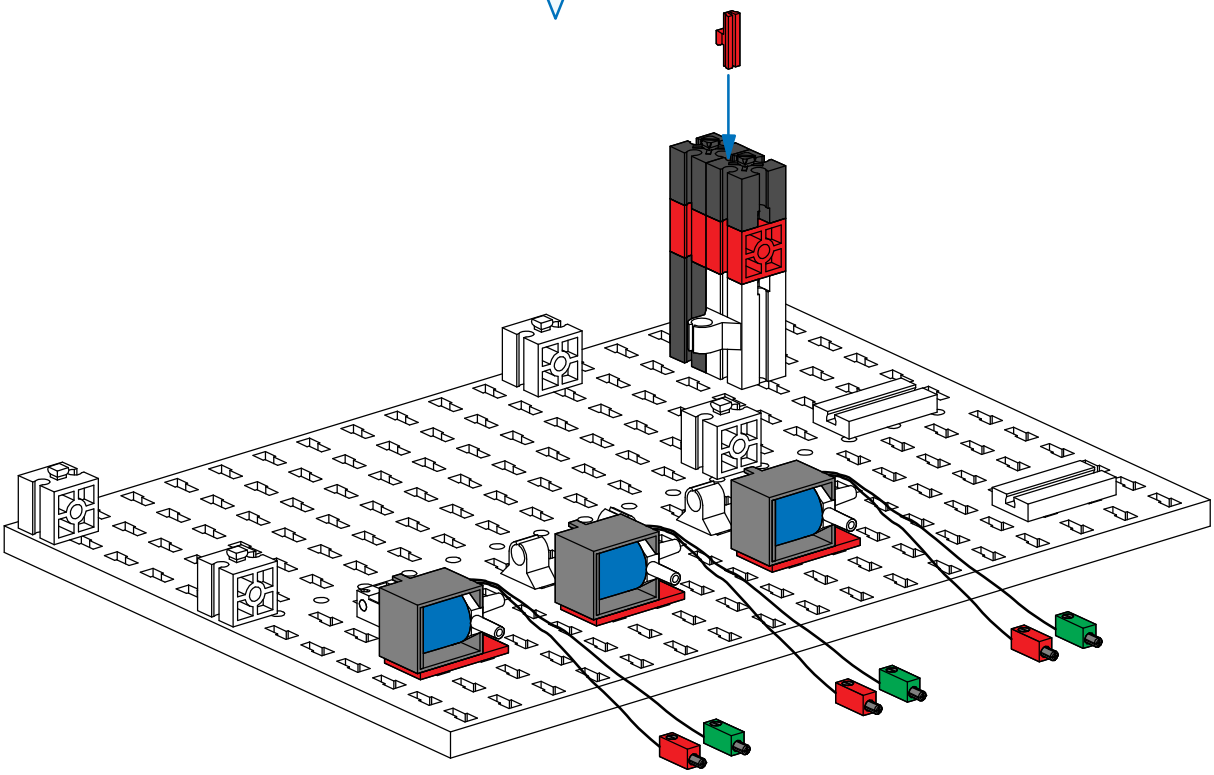

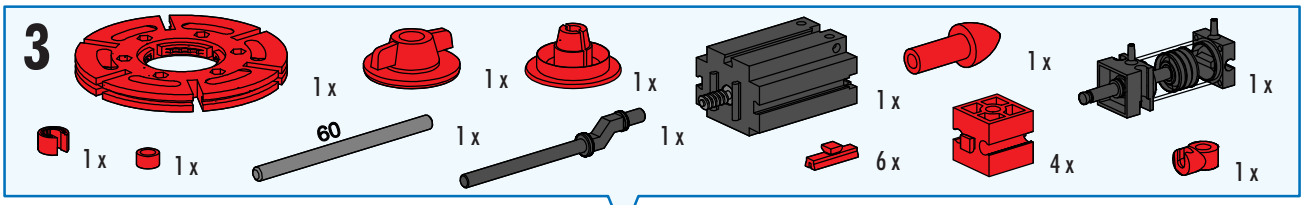

60 mm

Stahl / Steel / Сталь / 钢

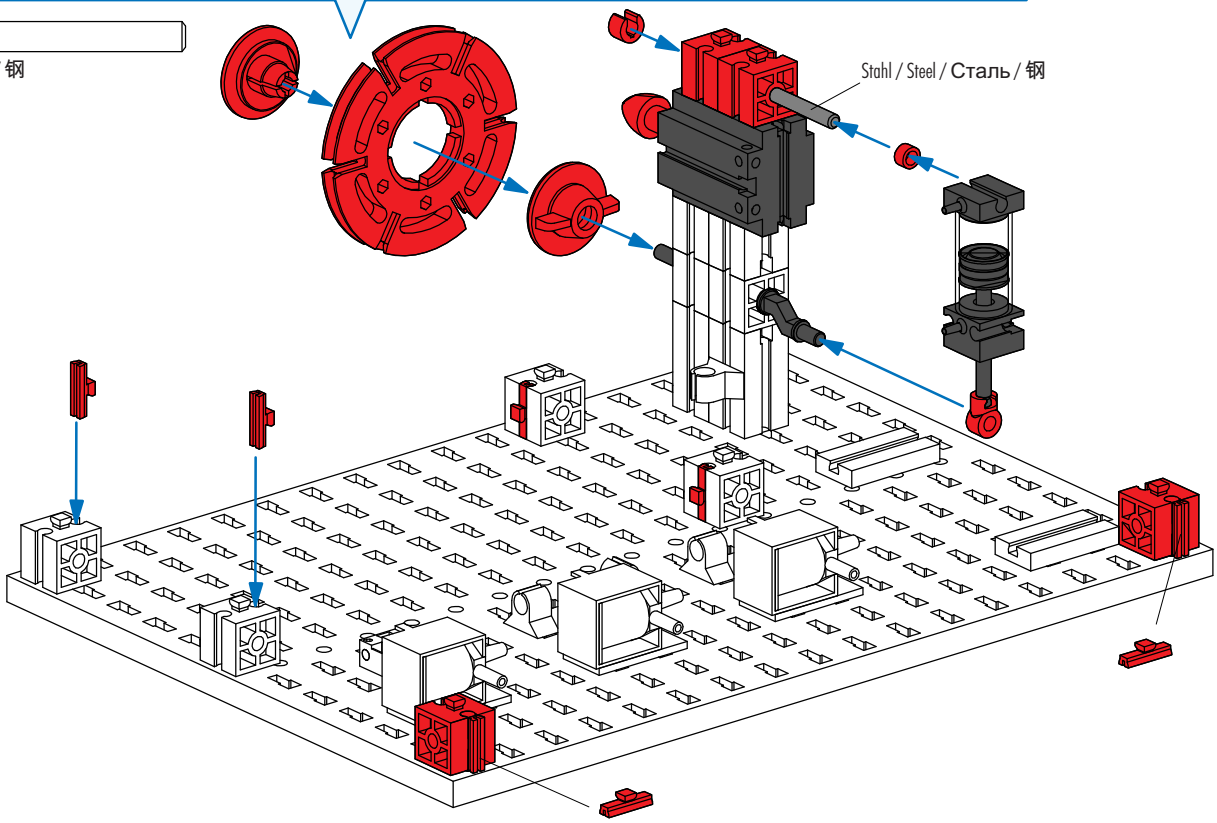

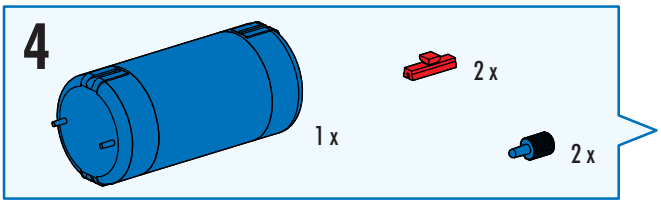

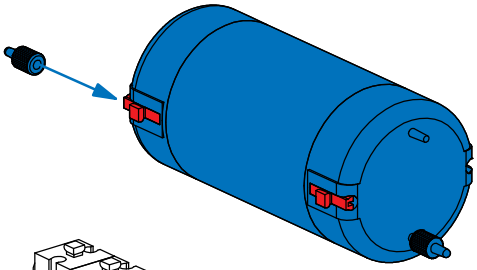

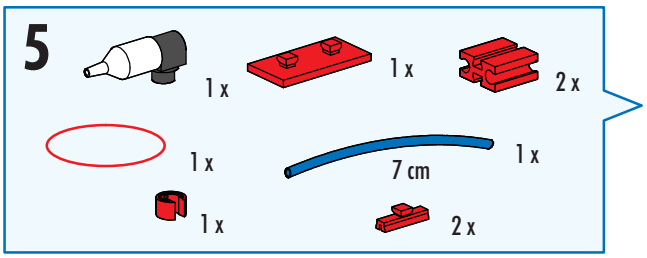

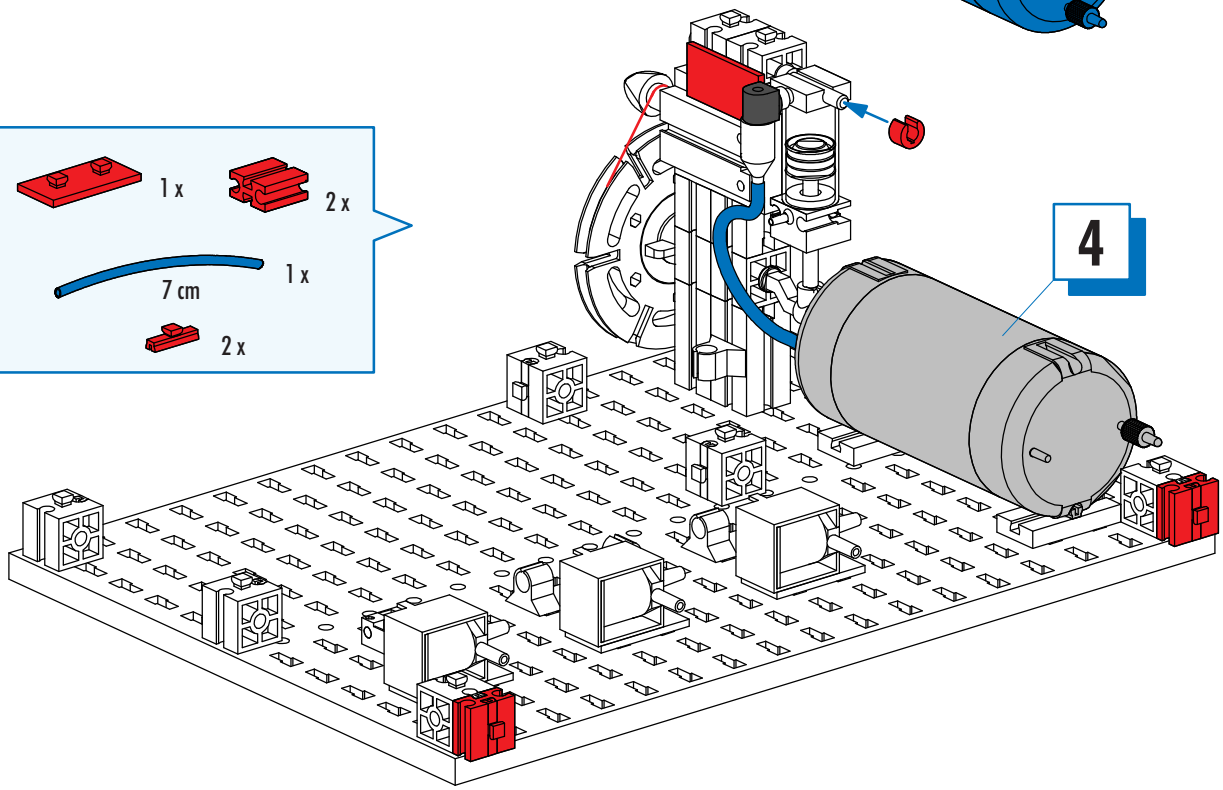

- ROBO Interface (Art.-Nr. 93 293) nicht im Baukasten enthalten
- ROBO Interface (Art.-Nr. 93 293) not included in the modular kit
- ROBO Interface (Art.-Nr. 93 293) n'est pas contenue dans le kit
- ROBO Interface (Art.-Nr. 93 293) niet in de bouwdoos opgenomen
- ROBO Interface (Art.-Nr. 93 293) no está incluido en el conjunto
- ROBO Interface (Art.-Nr. 93 293) não contido no sistema de construção por blocos
- ROBO Interface (cod. prod. 93 293) non inclusa nella scatola di montaggio
- ROBO Interface (арт.№ 93 293) не входит в комплект конструктора
- ROBO 接口 (产品号 93 293) 不包含在组件中

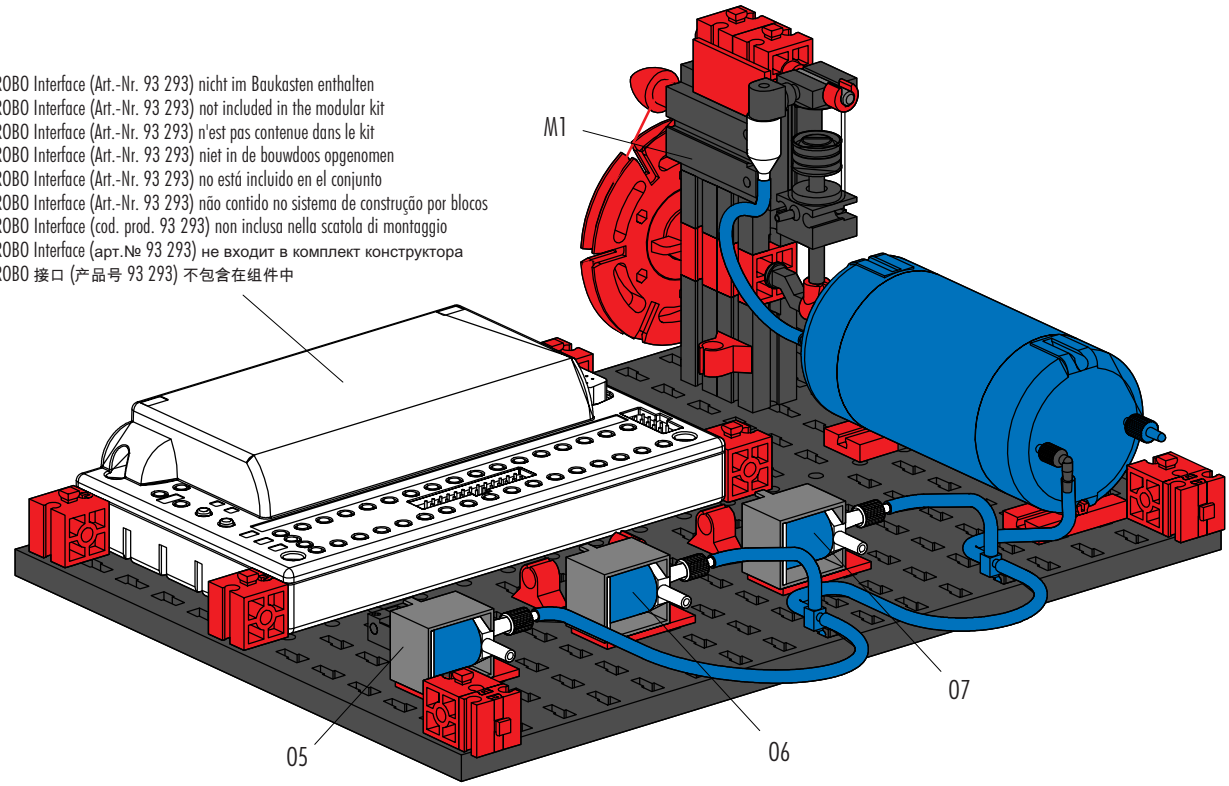

Elektrischer Schaltplan
Electrical circuit diagram
Schéma de connexions

Elektrisch schakelschema
Diagrama de circuitos eléctricos
Esquema de circuitos elétricos

Schema elettrico
Электрическая схема
电路图

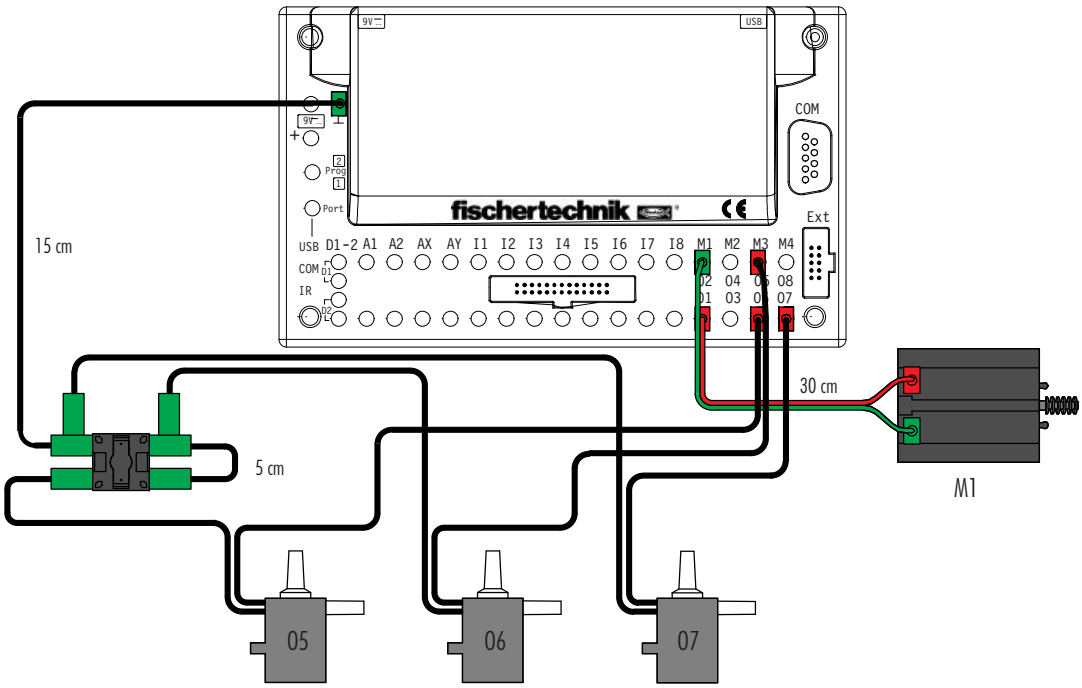

Schlauchanschlussplan
Air line layout plan
Plan de raccordement de conduits

Aansluitschema van slang
Racor de empalme
Plano de conexão de mangueira

Schema di allacciamento tubi
Схема подключения шлангов
软管连接图

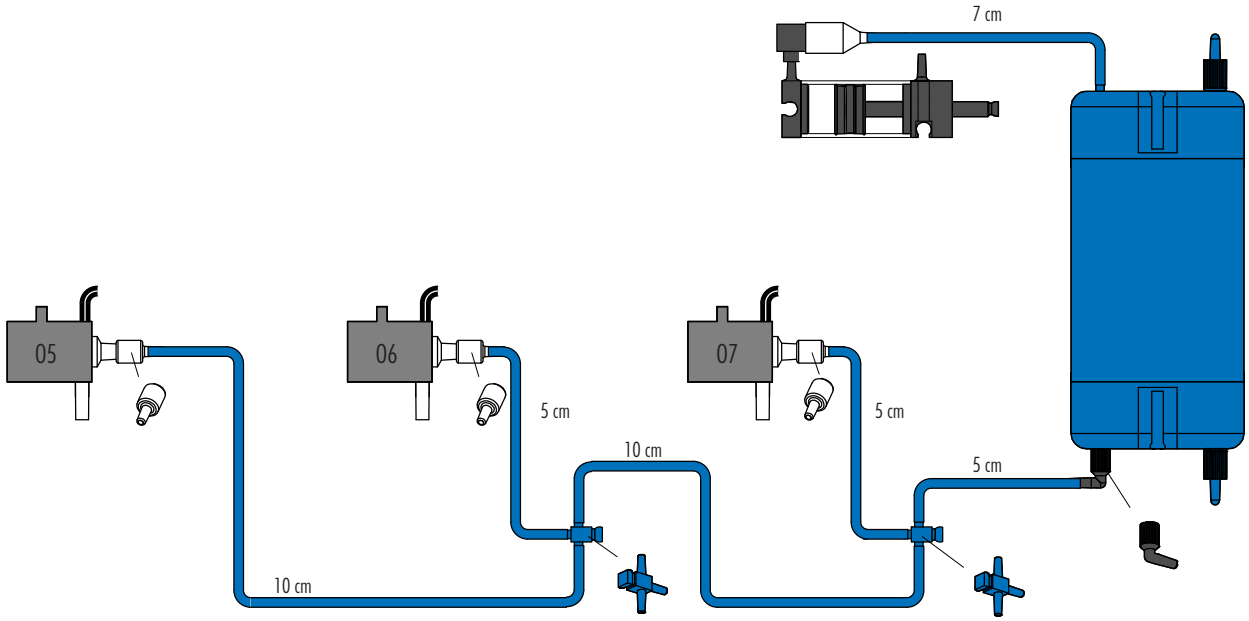



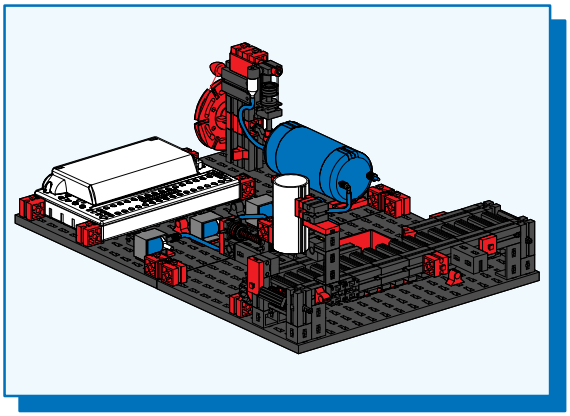

Förderband mit Stapelmagazin
Conveyor Belt with Stacking Magazine
Convoyeur à bande avec magasin d'empilage
Transportband met stapelmagazijn
Cinta transportadora con almacén de apilado
Esteira de transporte com magazine de empilhamento
Nastro convogliatore con magazzino d'impilaggio
Транспортер со штабельным накопителем
带有堆垛库的输送带

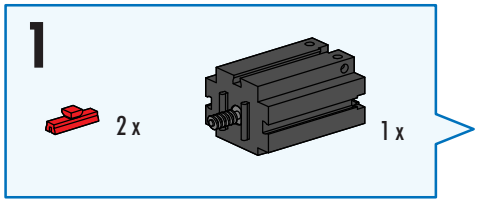

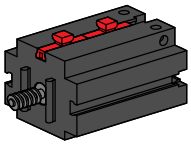

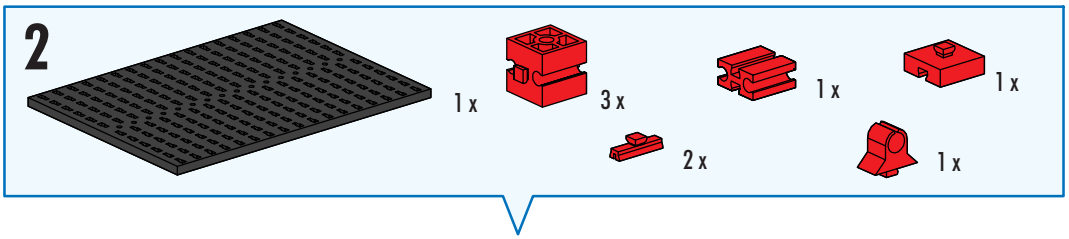

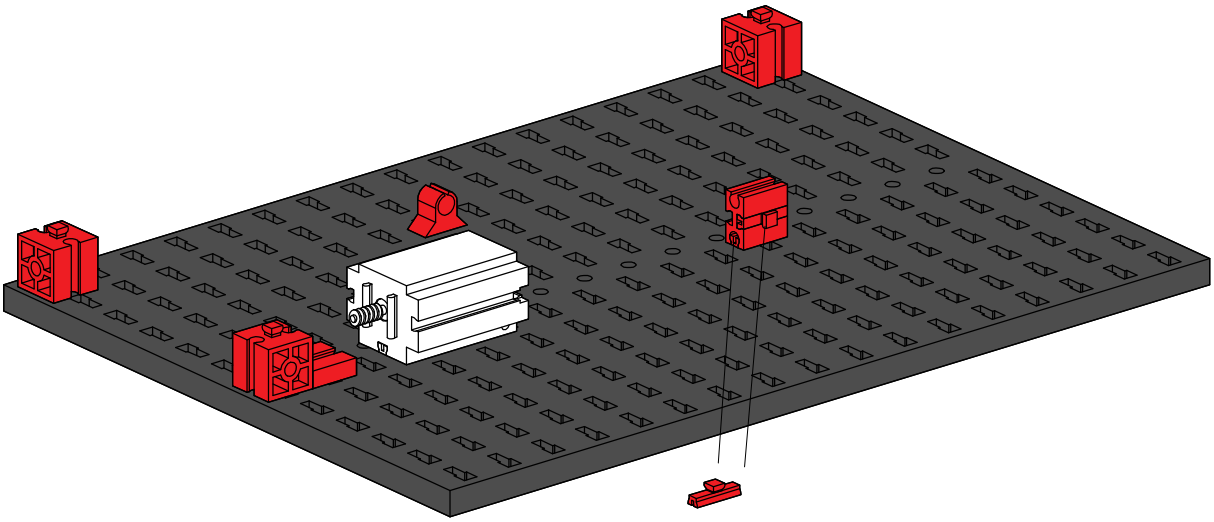

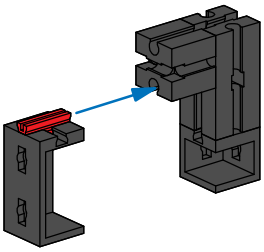

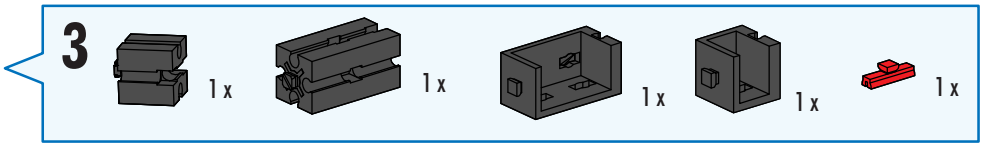

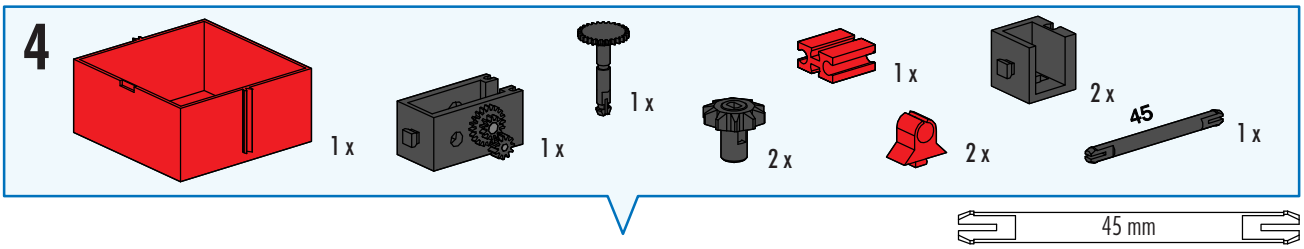
4
1 x
1 x
1 x
2 x
1 x
2 x
2 x
45
1 x
45 mm

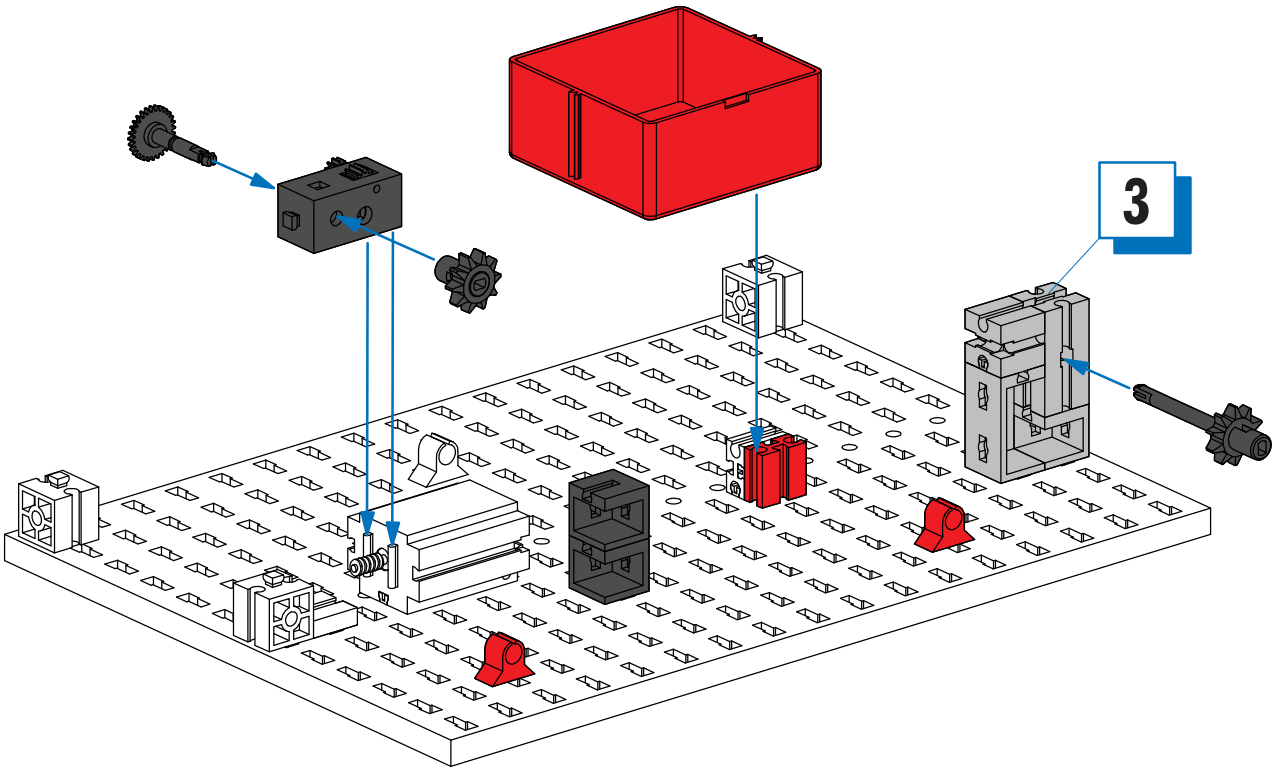
3

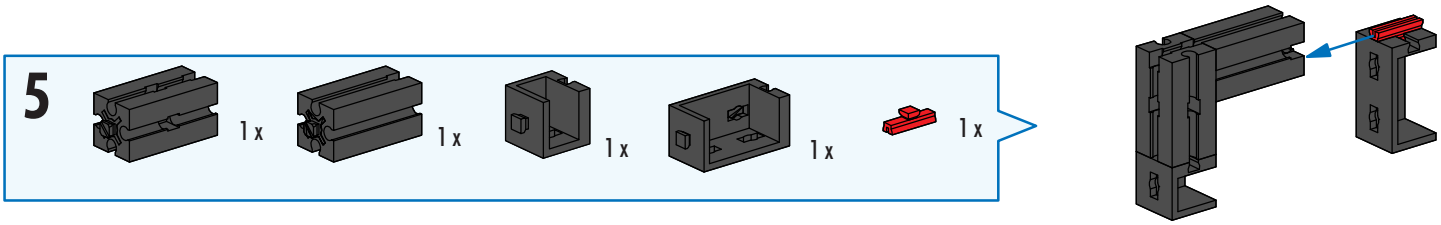
5
1 x
1 x
1 x
1 x
1 x

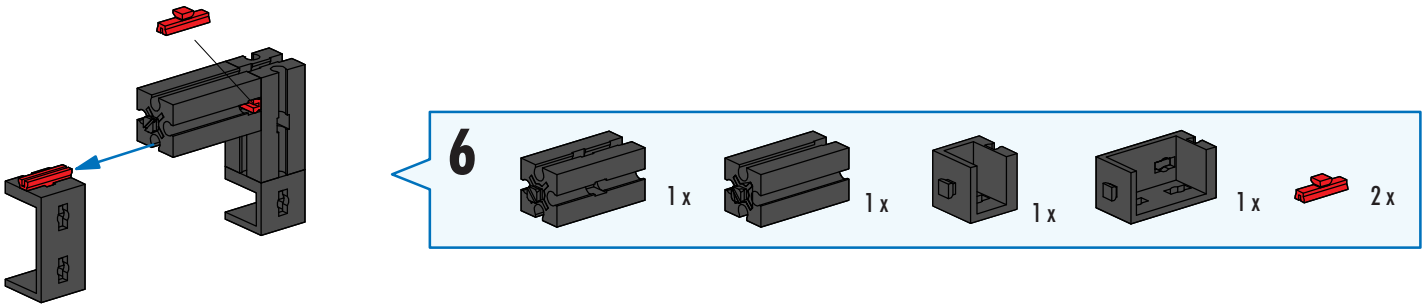
6
1 x
1 x
1 x
1 x
2 x

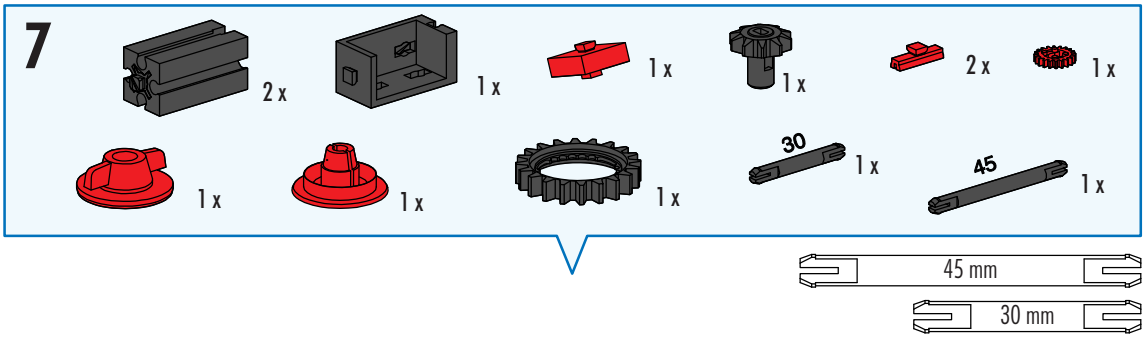
7
2 x
1 x
1 x
1 x
2 x
1 x
1 x
1 x
1 x
30
1 x
45
1 x
45 mm
30 mm

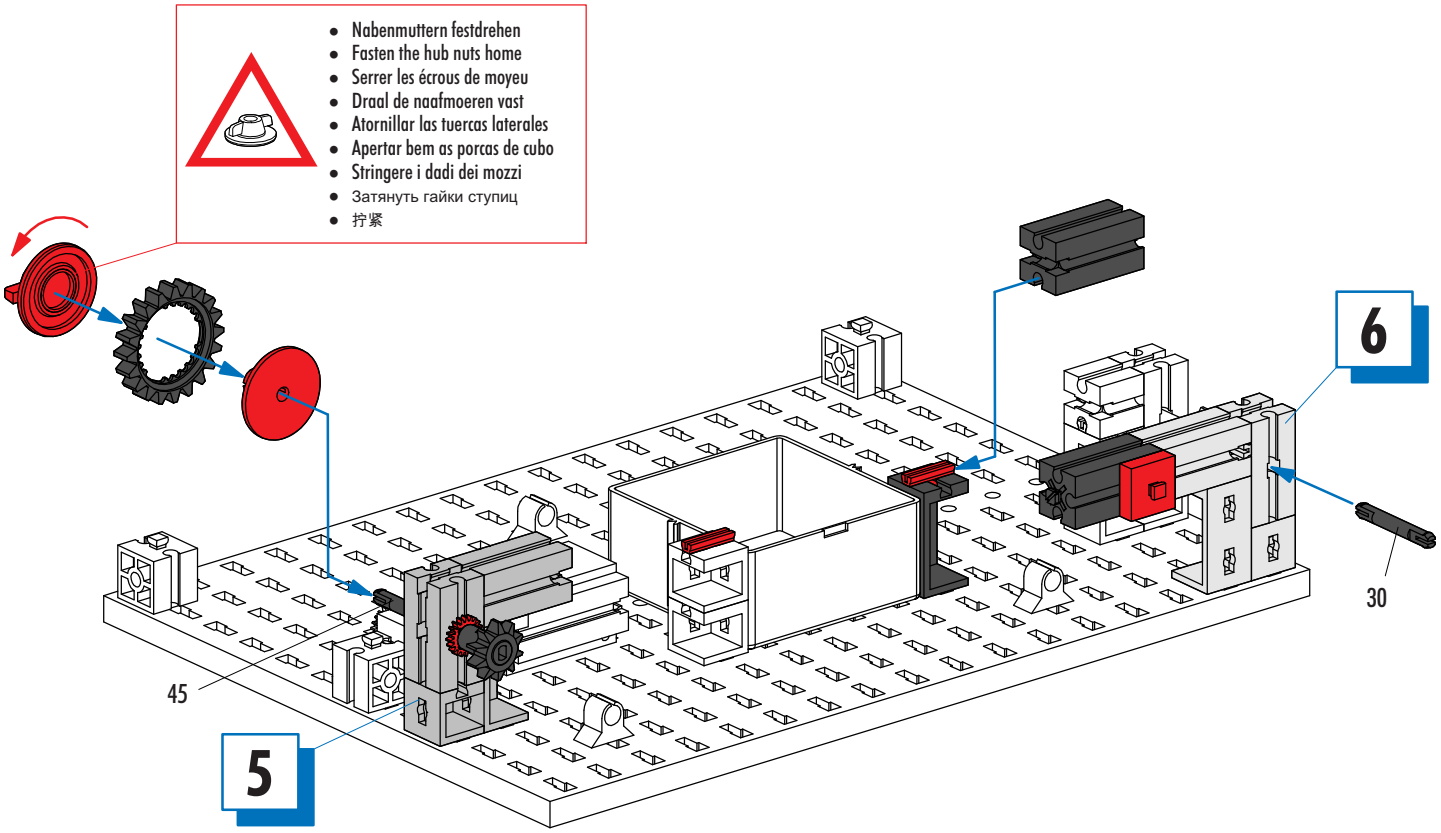
Nabenmuttern festdrehen
Fasten the hub nuts home
Serrer les écrous de moyeu
Draal de naafmoeren vast
Atornillar las tuercas laterales
Apertar bem as porcas de cubo
Stringere i dadi dei mozzi
Затянуть гайки ступиц
拧紧
6
30
45
5

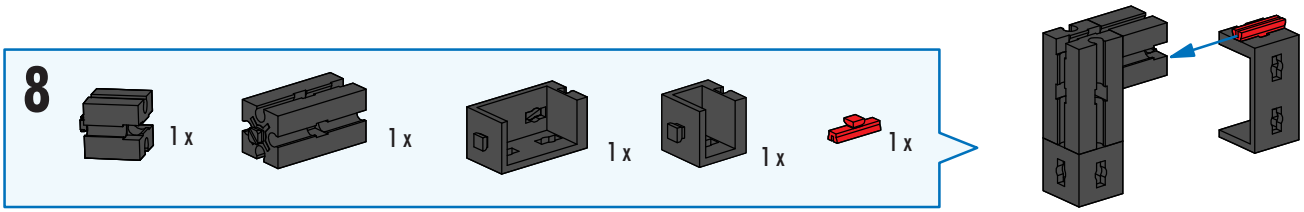
8
1 x
1 x
1 x
1 x
1 x

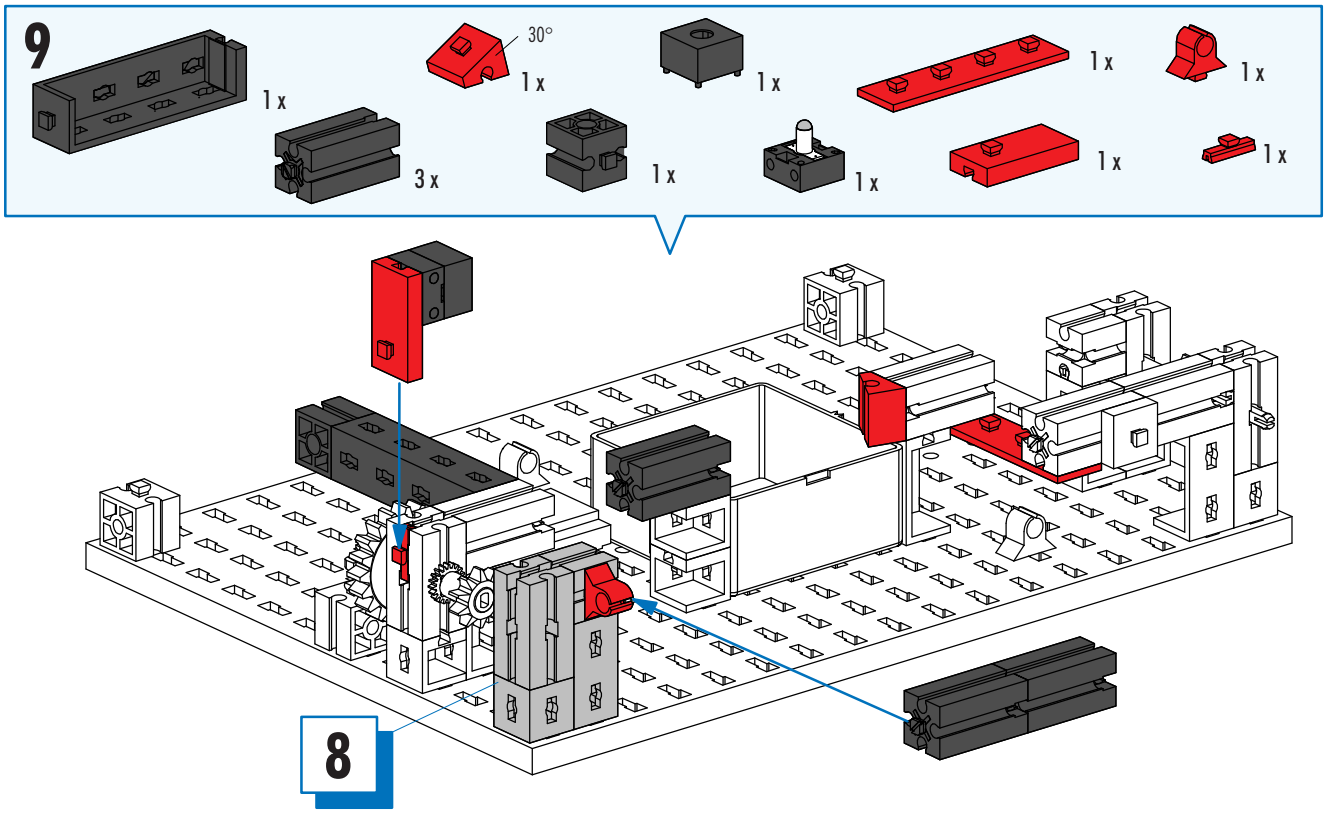
9
1 x
30°
1 x
1 x
1 x
1 x
3 x
1 x
1 x
1 x
1 x
8

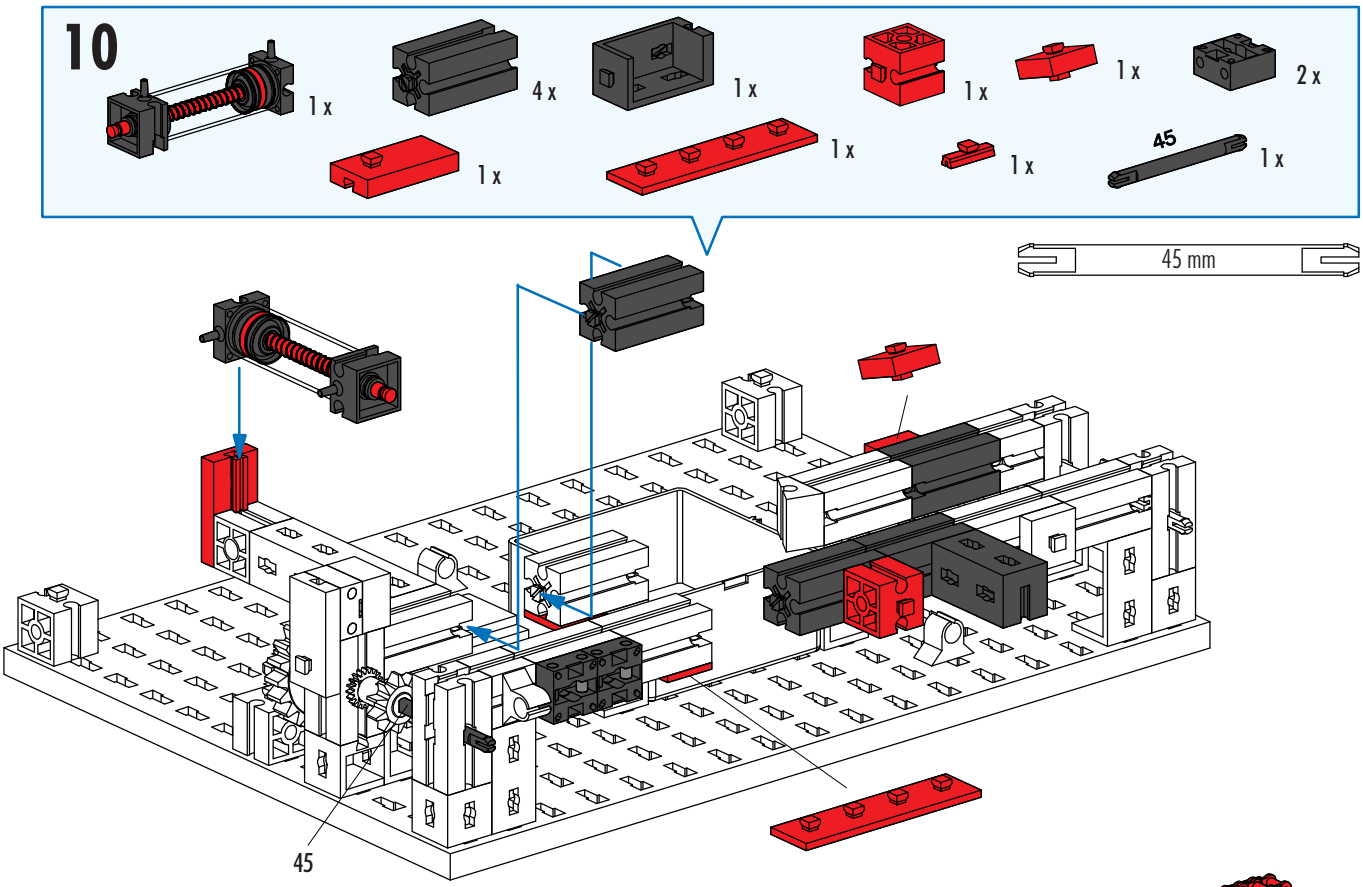
10
1 x
4 x
1 x
1 x
1 x
2 x
1 x
1 x
45
1 x
45 mm
45

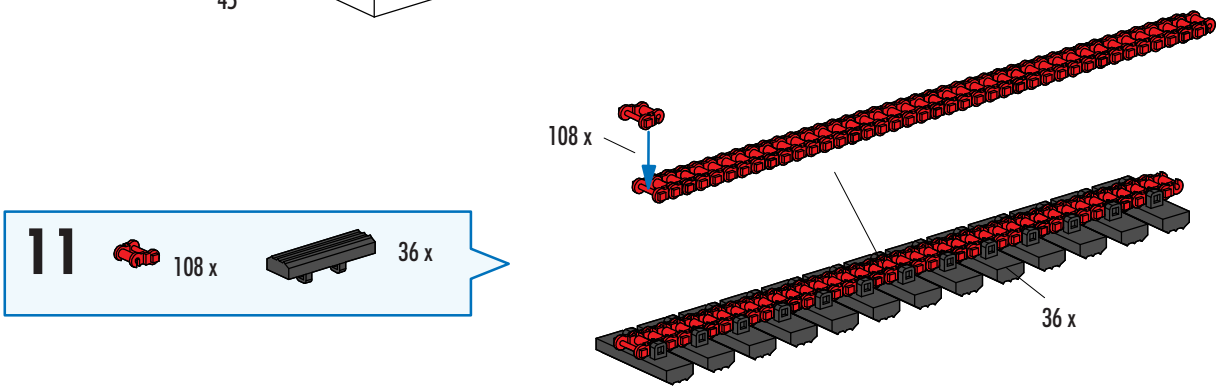
11
108 x
36 x
108 x
36 x

12

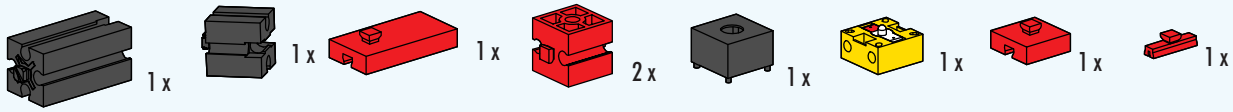

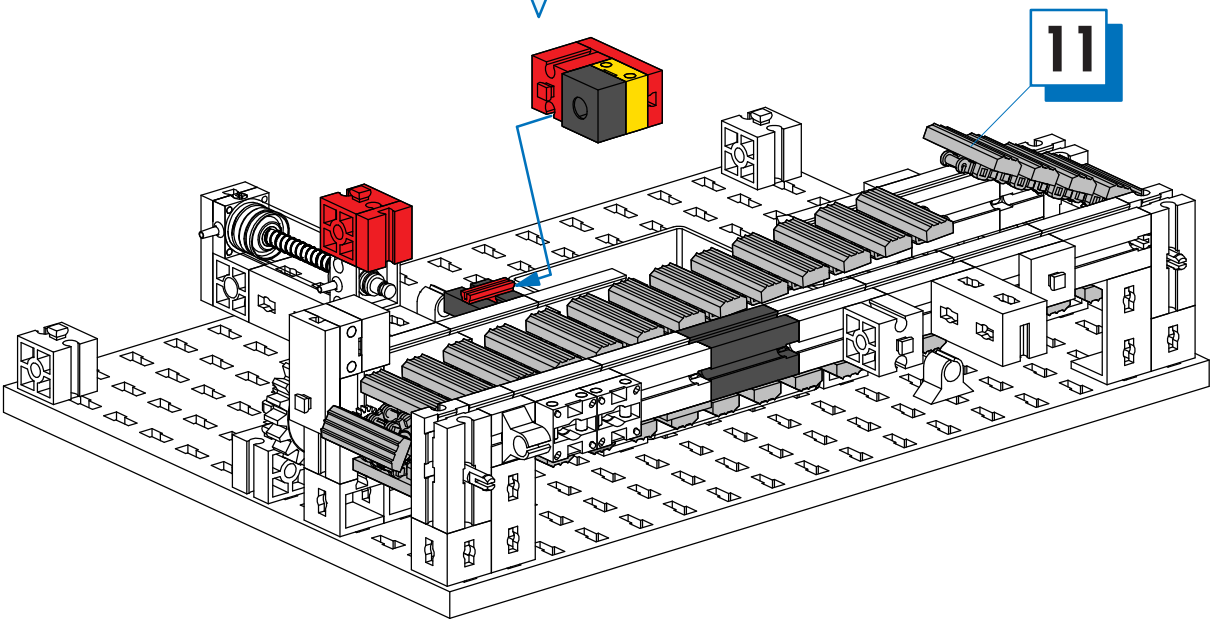

13

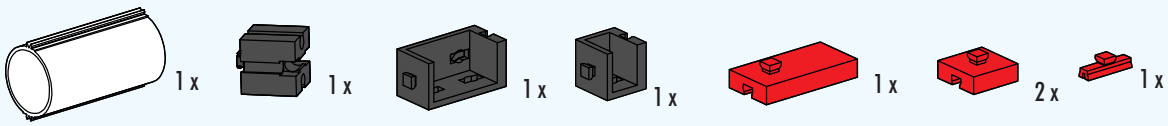

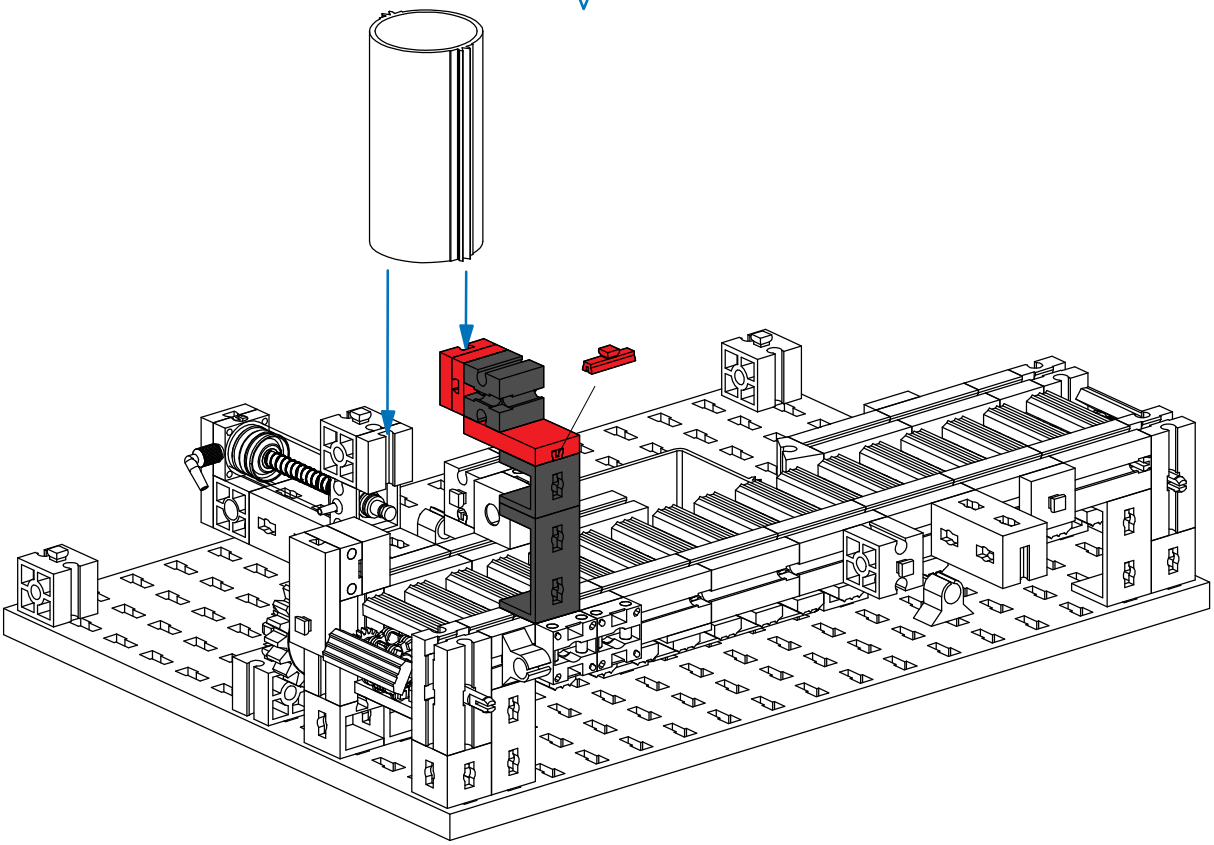

- Steuereinheit siehe Seite 4
- Control unit see page 4.
- Unité de commande voir page 4
- Zie pagina 4 voor de besturingsunit
- Unidad de control véase página 4
- Unidade de controle, ver a página 4
- Centralina, vedi pagina 4
- Блок управления см. на стр.4
- 控制单元参见第4页

M1
07
05
06
C1
M2
08
I1

Elektrischer Schaltplan
Electrical circuit diagram
Schéma de connexions

Elektrisch schakelschema
Diagrama de circuitos eléctricos
Esquema de circuitos elétricos

Schema elettrico
Электрическая схема
电路图

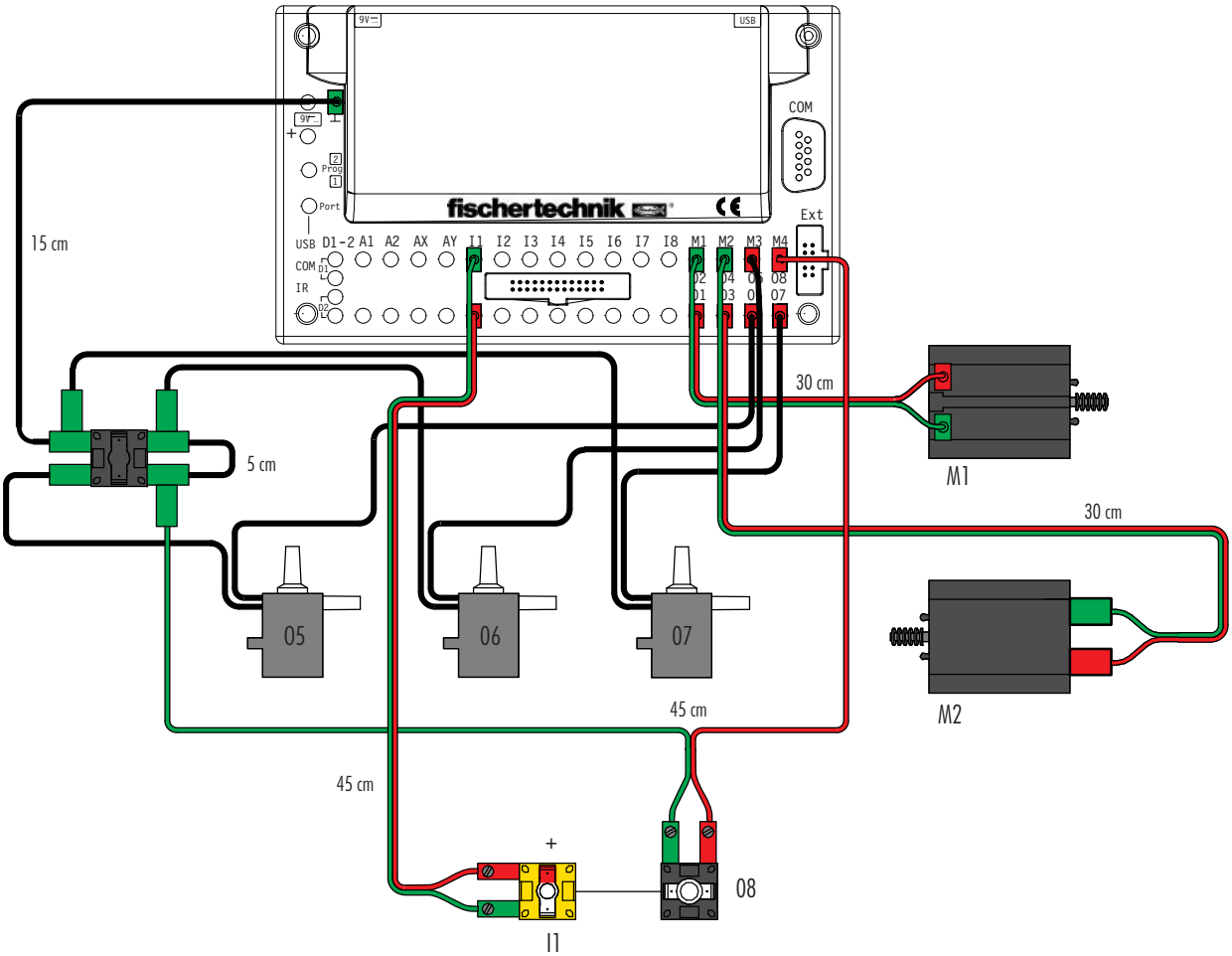

Schlauchanschlussplan
Air line layout plan
Plan de raccordement de conduits

Aansluitschema van slang
Racor de empalme
Plano de conexão de mangueira

Schema di allacciamento tubi
Схема подключения шлангов
软管连接图

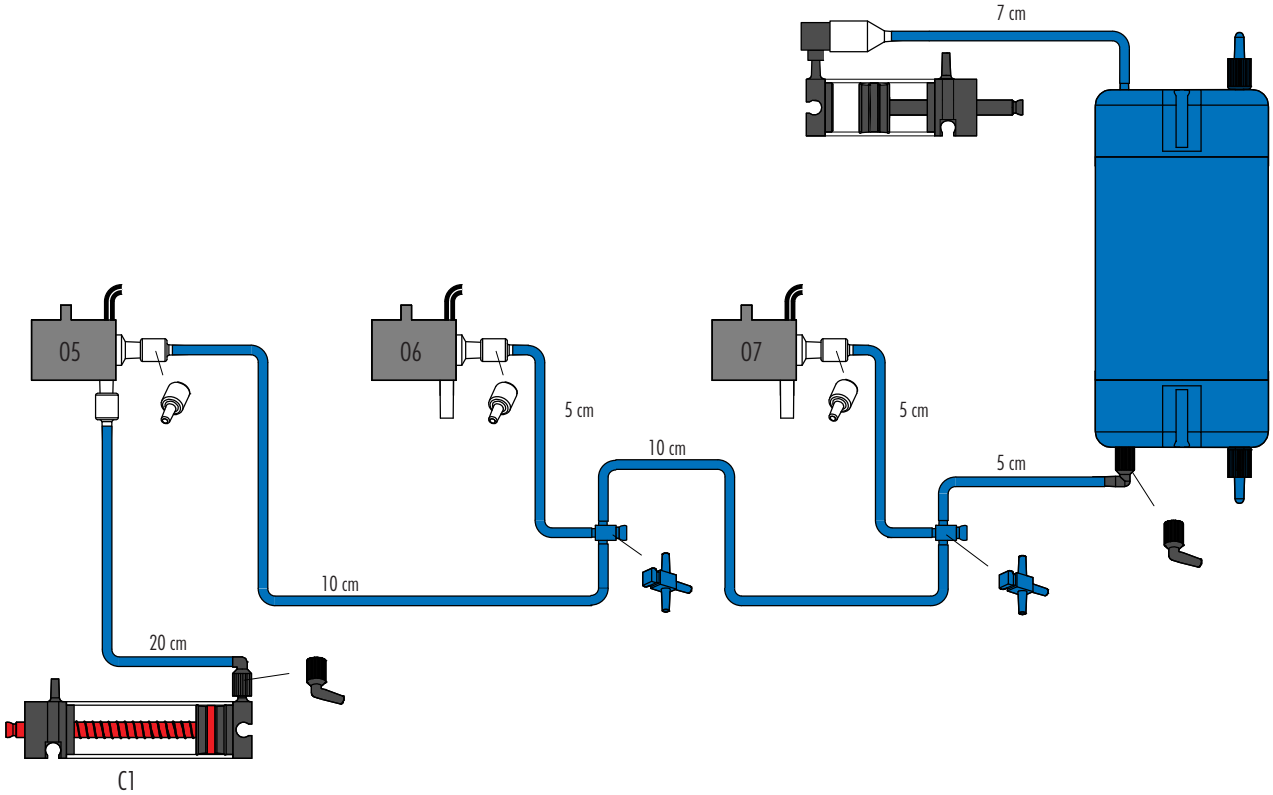



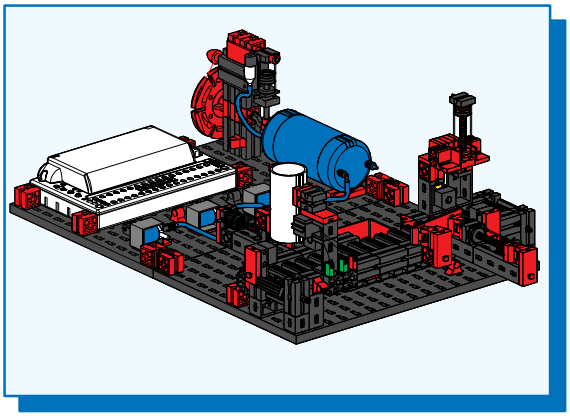

Bearbeitungsstation mit Schlechtteilausstoß
Machining Station with Defective Part Ejection
Poste d'usinage avec rejet des pièces de rebut
Bewerkingsstation met uitstoot van slechte onderdelen
Estación de procesamiento con expulsión de piezas defectuosas
Estação de processamento com ejeção de peças de rejeito
Postazione del lavorazione con espulsione scarti

Обрабатывающий центр с отсортировкой бракованных деталей

带有次品剔除功能的加工站

1-13

Seite	8
Page	8
Page	8
Bladzijde	8
Página	8
Pagina	8
Pagina	8
Страница	8
页次	8

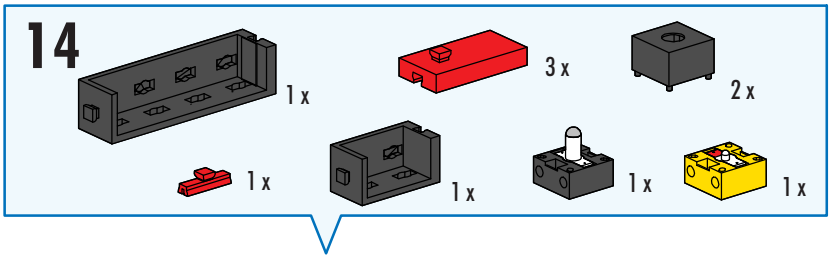

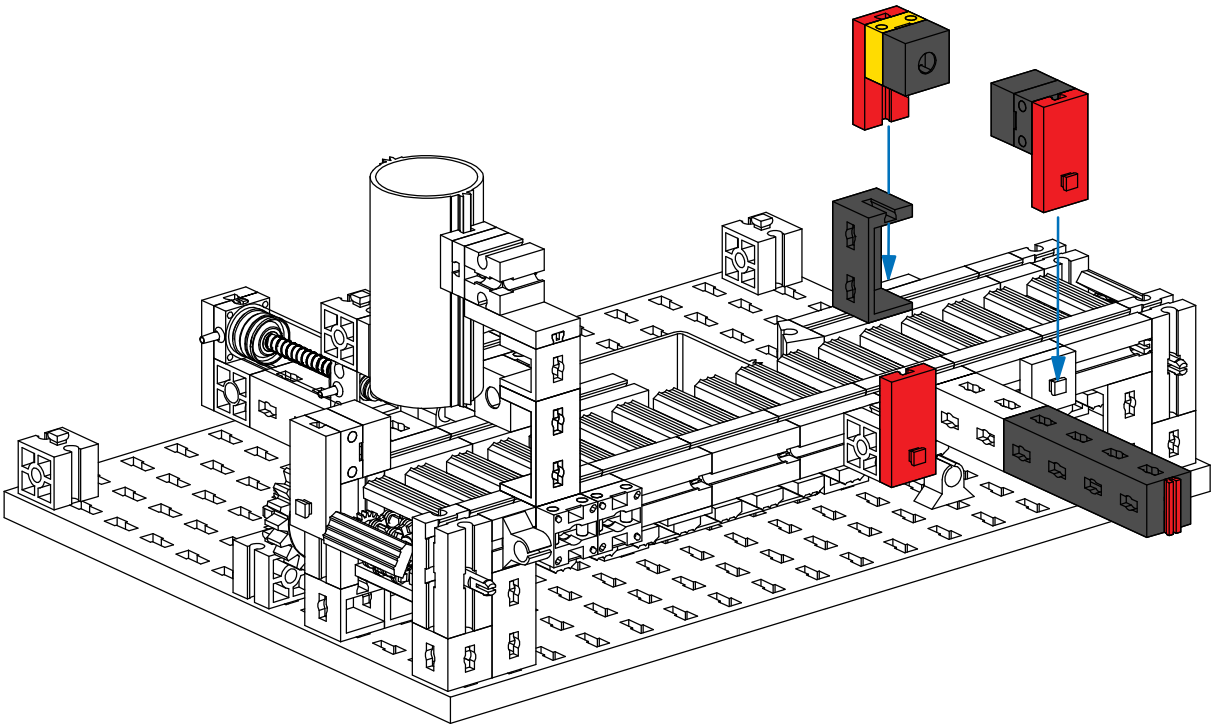

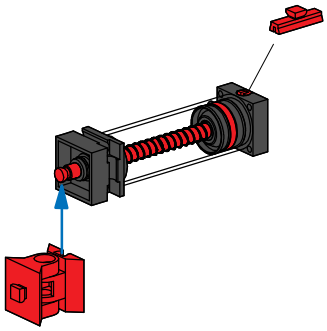

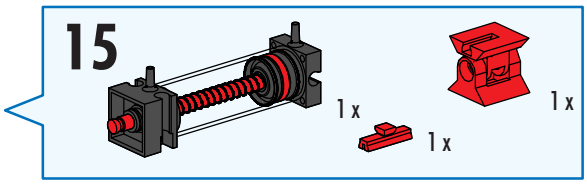

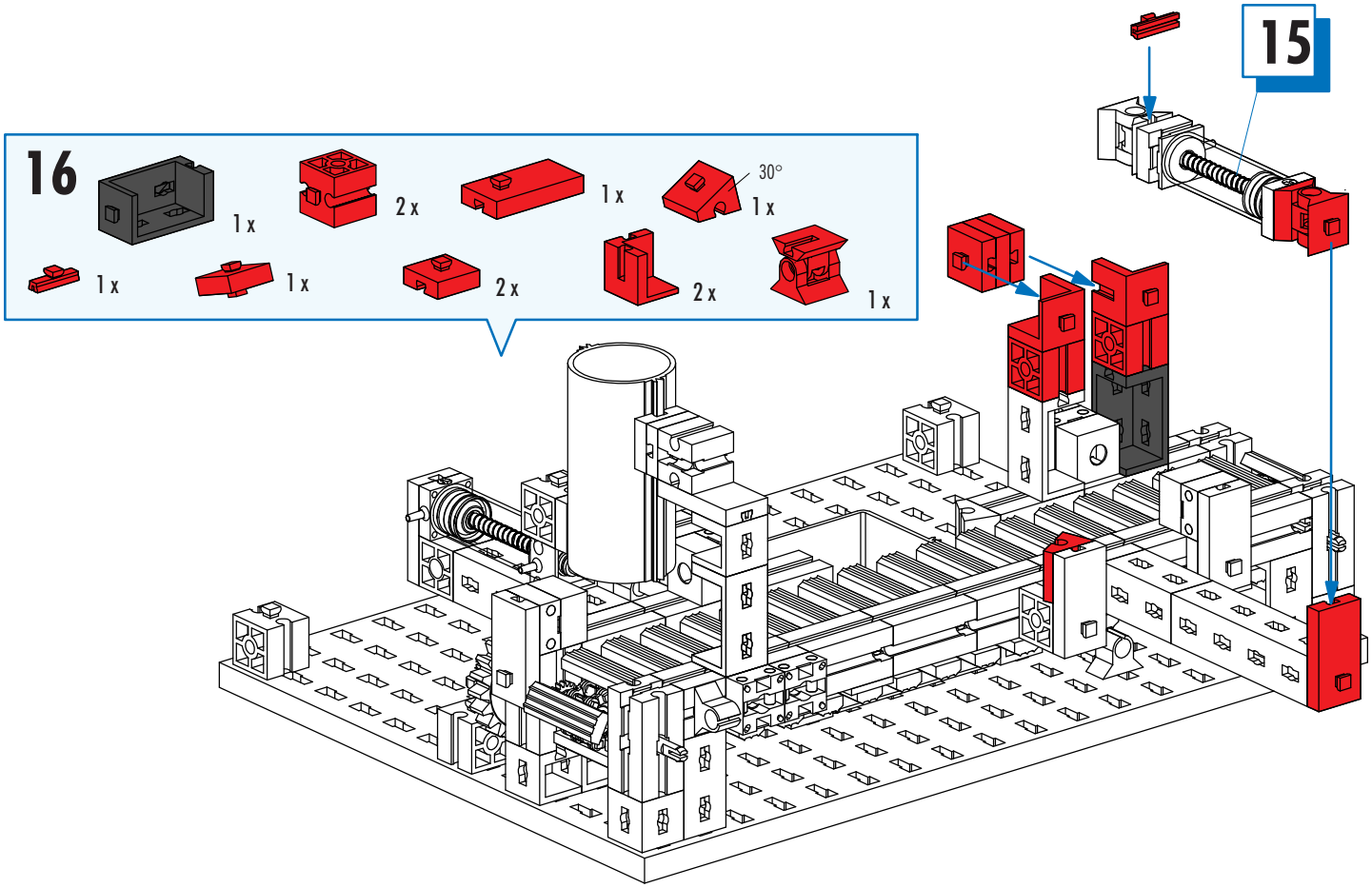
15
16
1 x
2 x
1 x
30°
1 x
1 x
1 x
2 x
2 x
1 x

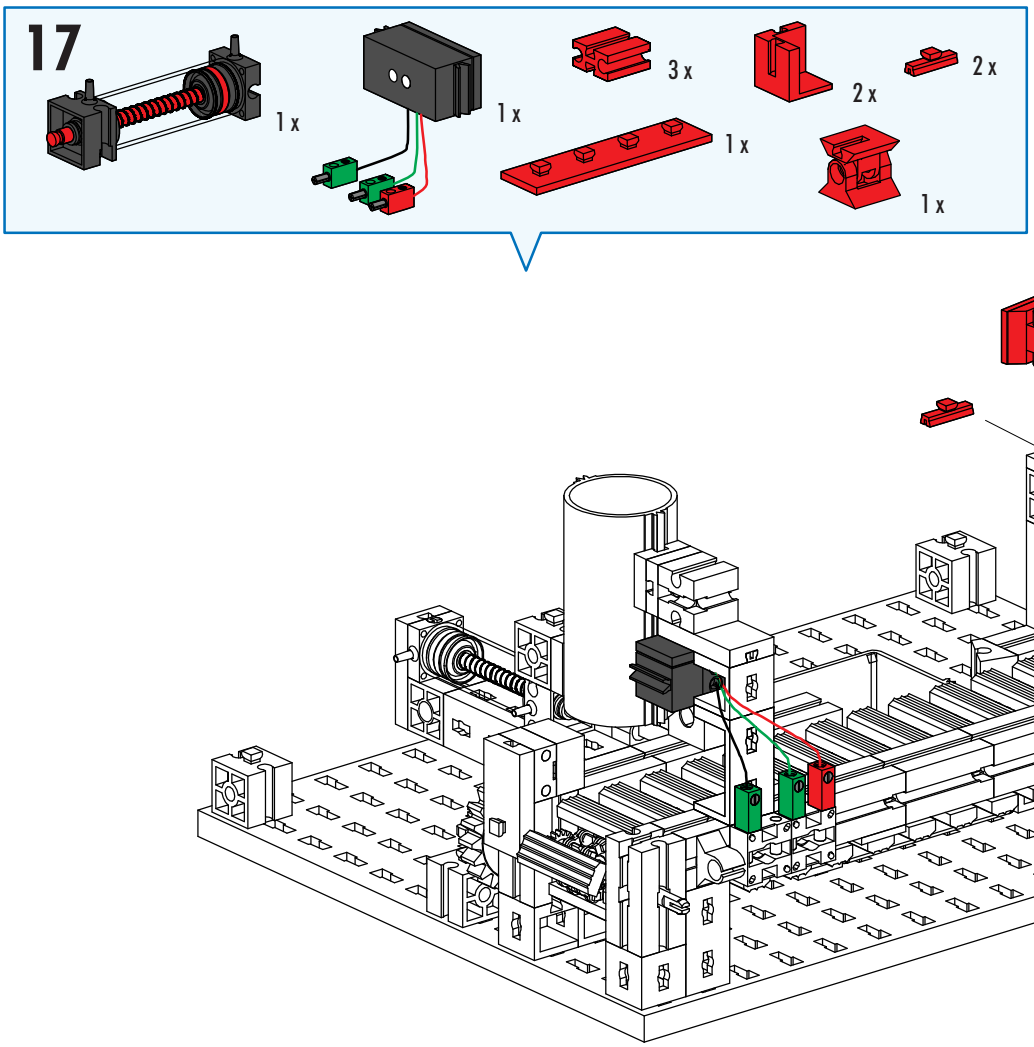
17
1 x
1 x
3 x
2 x
2 x
1 x
1 x

- Steuereinheit siehe Seite 4
- Control unit see page 4.
- Unité de commande voir page 4
- Zie pagina 4 voor de besturingsunit
- Unidad de control véase página 4
- Unidade de controle, ver a página 4
- Centralina, vedi pagina 4
- Блок управления см. на стр.4
- 控制单元参见第4页

M1
O7
C3
I2
O5
O6
C1
M2
I1
A1
C2

Elektrischer Schaltplan
Electrical circuit diagram
Schéma de connexions

Elektrisch schakelschema
Diagrama de circuitos eléctricos
Esquema de circuitos elétricos

Schema elettrico
Электрическая схема
电路图

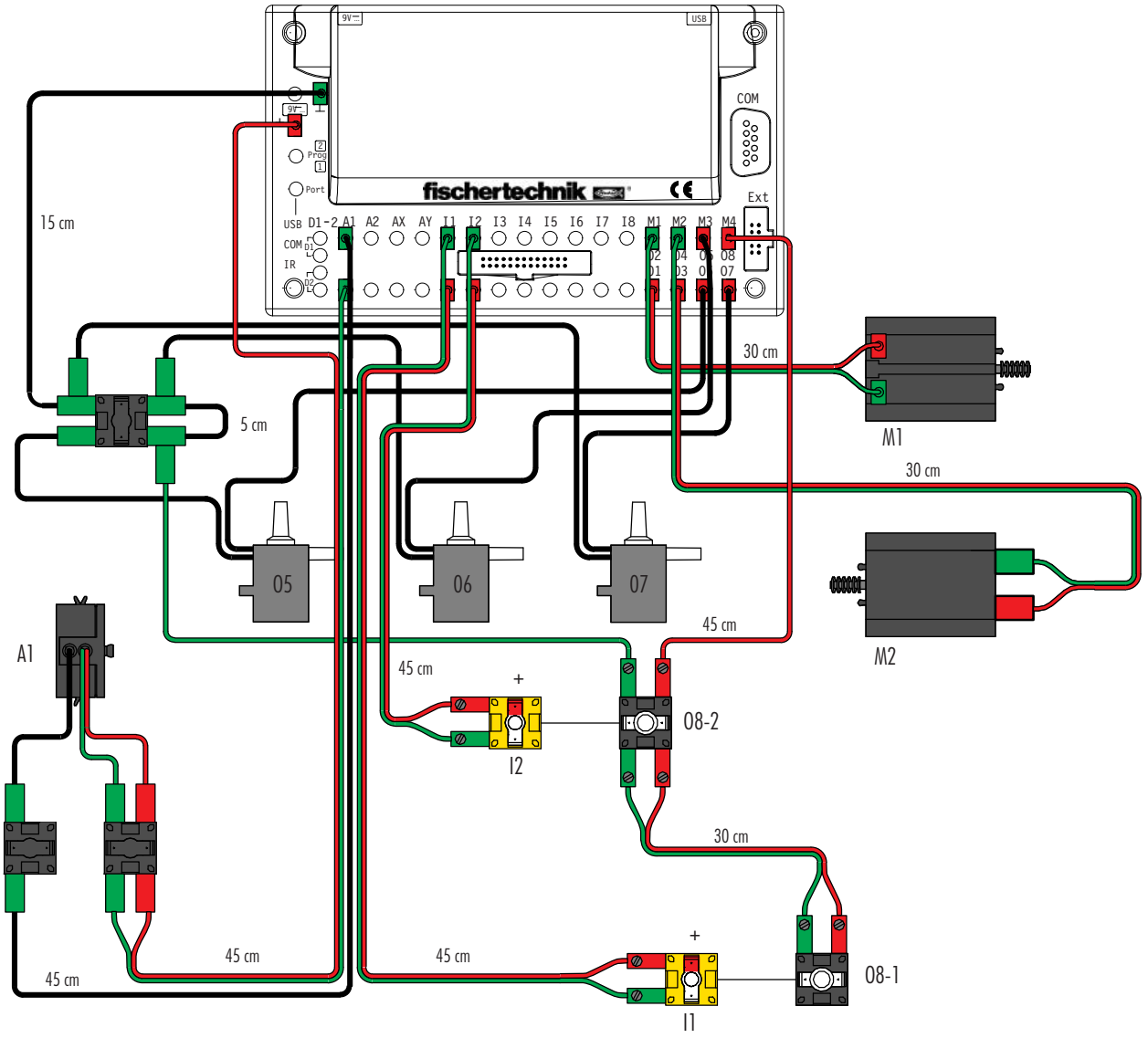

Schlauchanschlussplan
Air line layout plan
Plan de raccordement de conduits

Aansluitschema van slang
Racor de empalme
Plano de conexão de mangueira

Schema di allacciamento tubi
Схема подключения шлангов
软管连接图

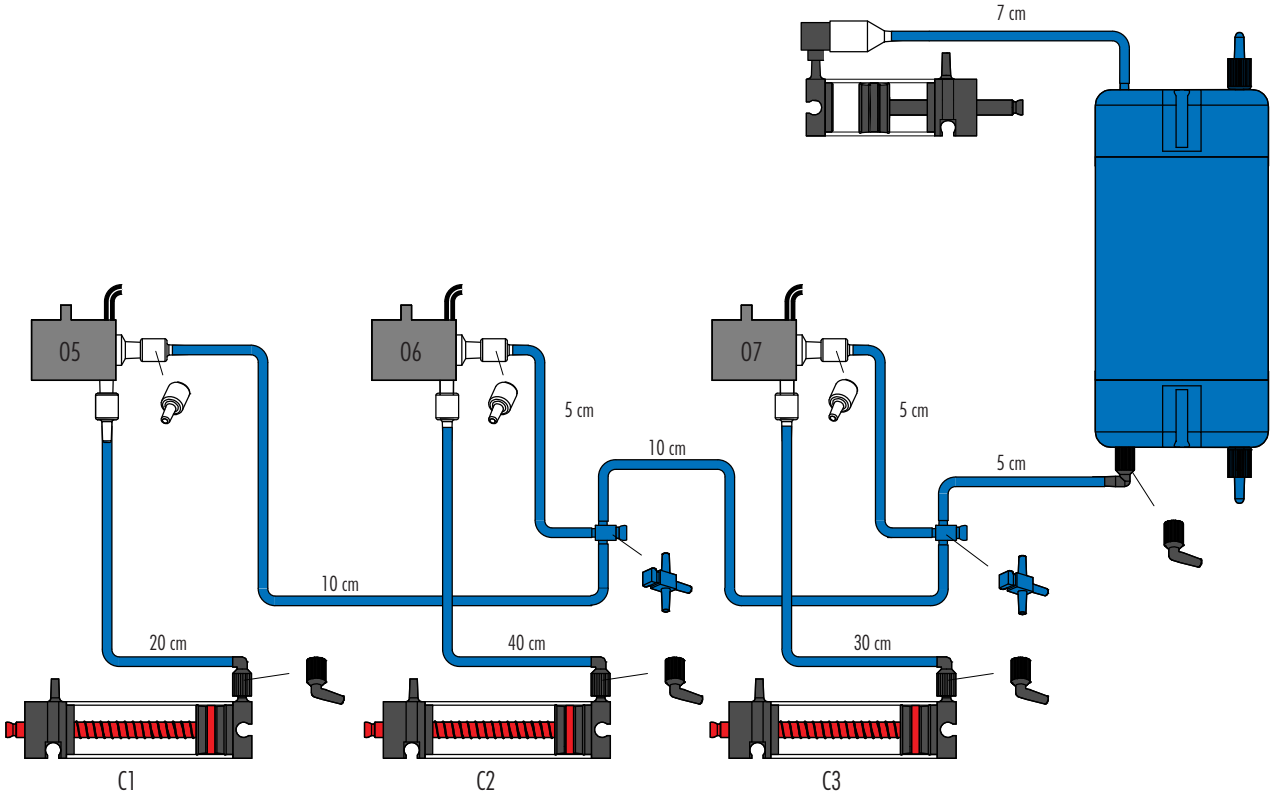



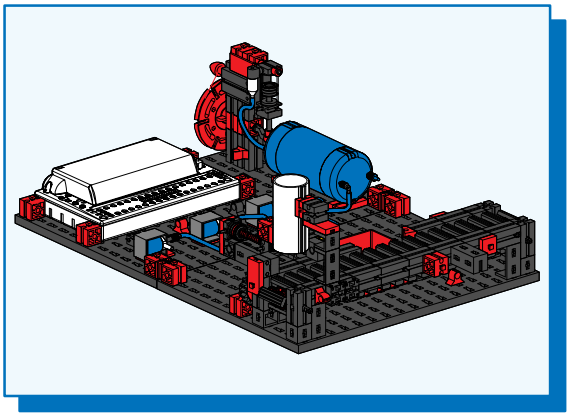

Sortieranlage
Sorting System
Trieuse
Sorteerinstallatie
Instalación de clasificación
Equipamento de triagem
Banco di assortimento
Сортировочная установка
分类设备

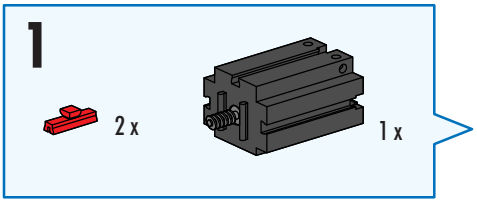

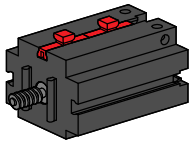

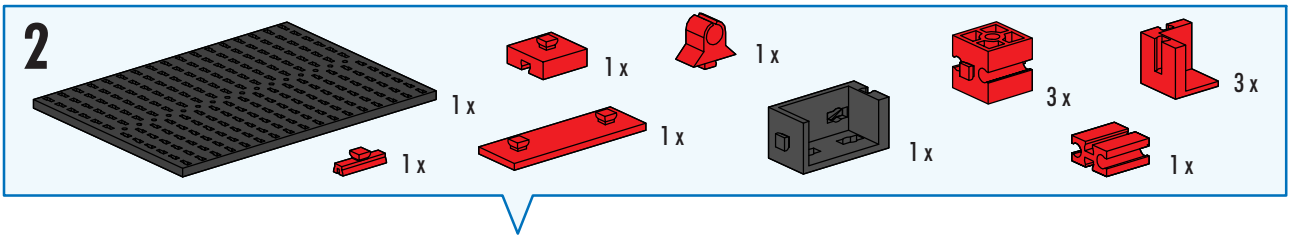

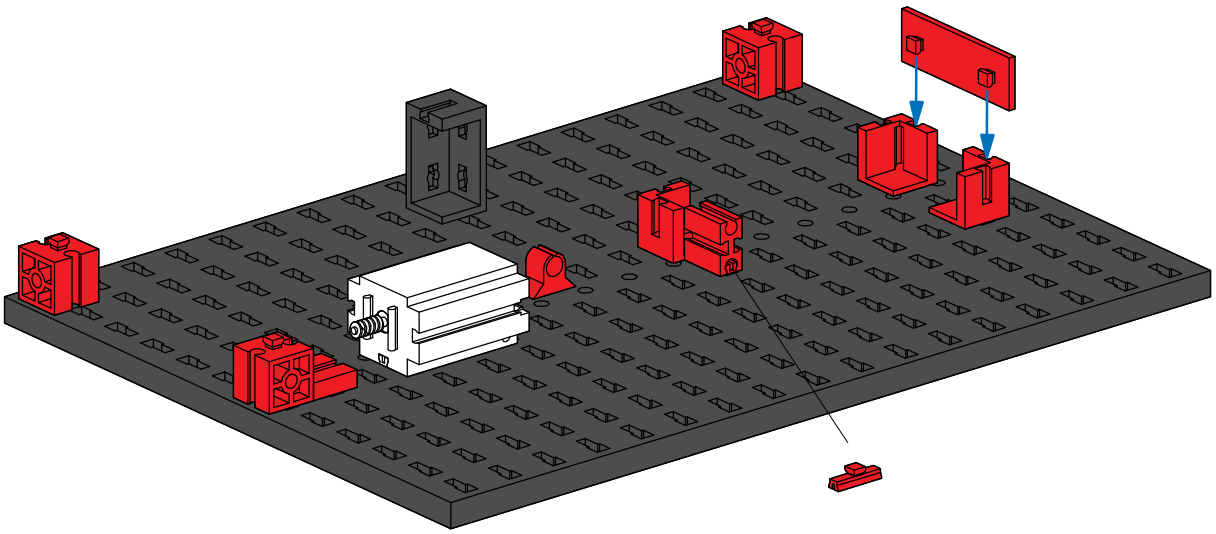

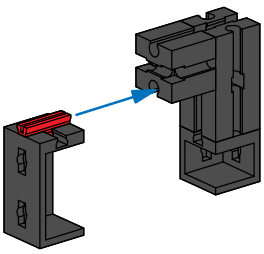

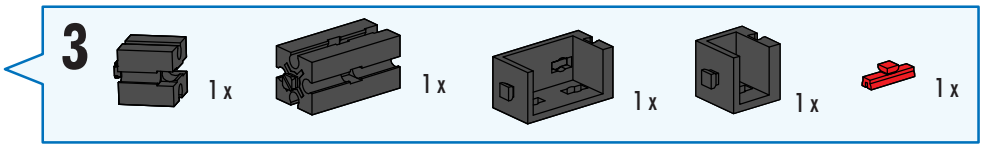

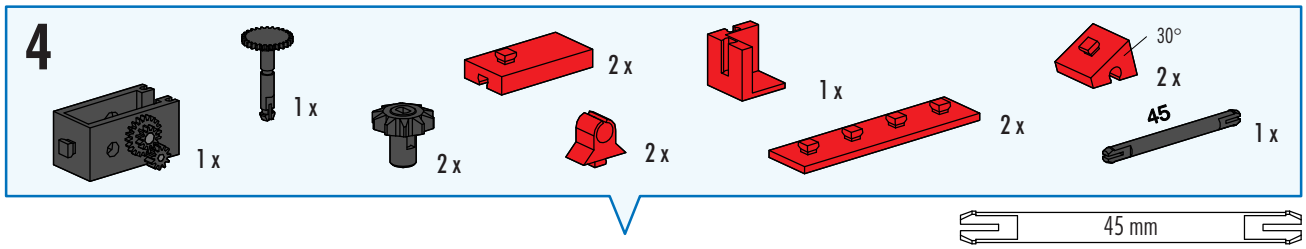
4
1 x
1 x
2 x
2 x
2 x
1 x
2 x
30°
2 x
45
1 x
45 mm

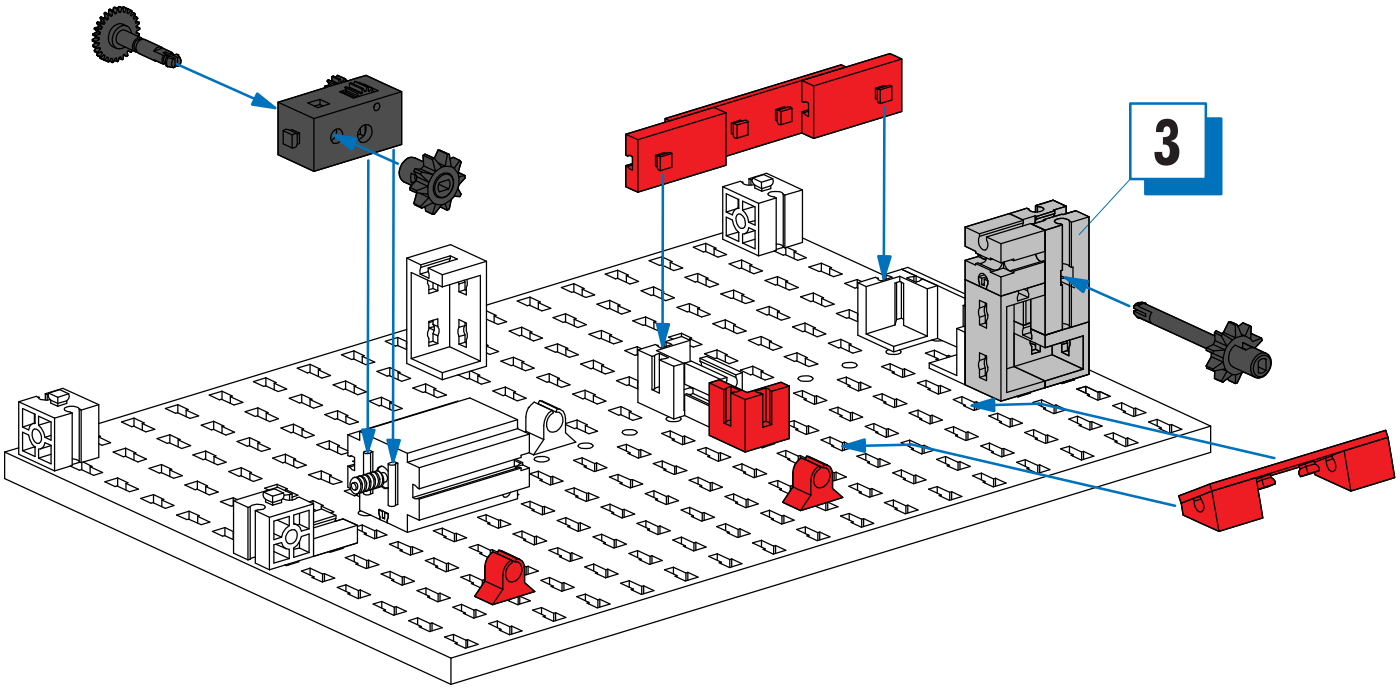
3

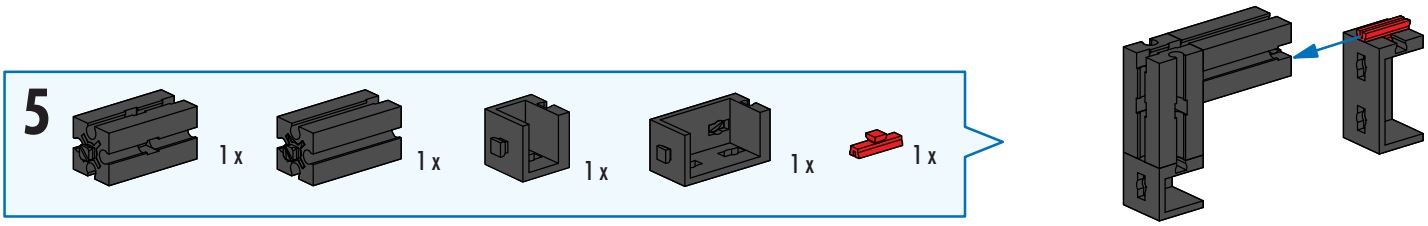
5
1 x
1 x
1 x
1 x
1 x

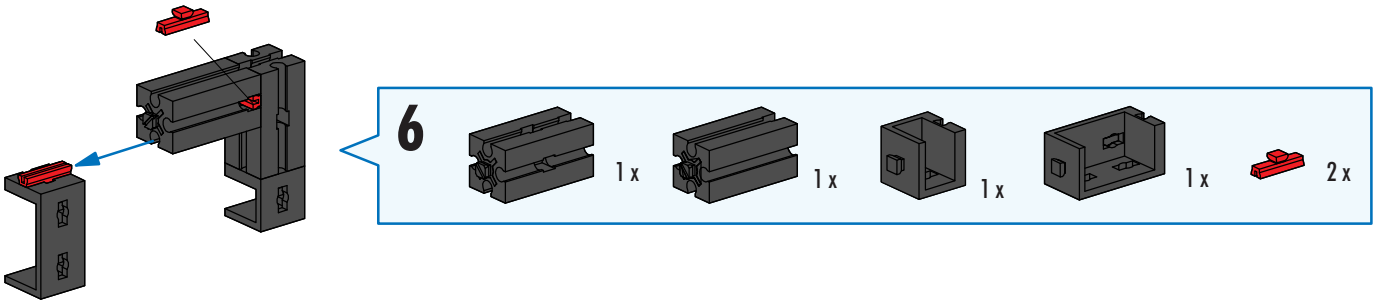
6
1 x
1 x
1 x
1 x
2 x

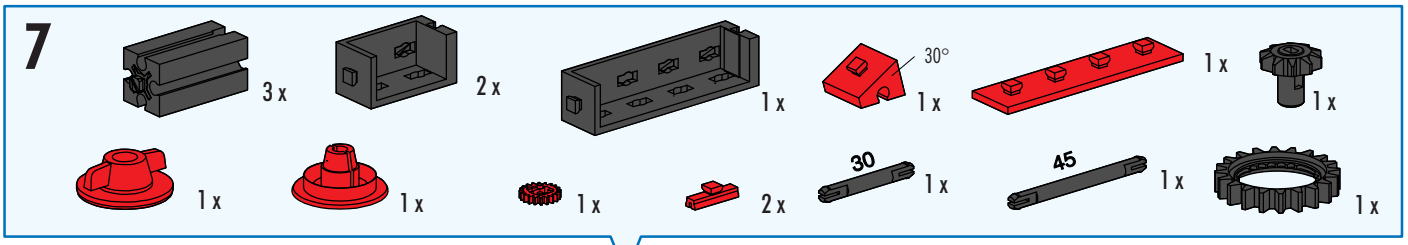

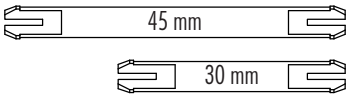

- Nabenmuttern festdrehen
- Fasten the hub nuts home
- Serrer les écrous de moyeu
- Draal de naafmoeren vast
- Atornillar las tuercas laterales
- Apertar bem as porcas de cubo
- Stringere i dadi dei mozzi
- Затянуть гайки ступиц
- 拧紧

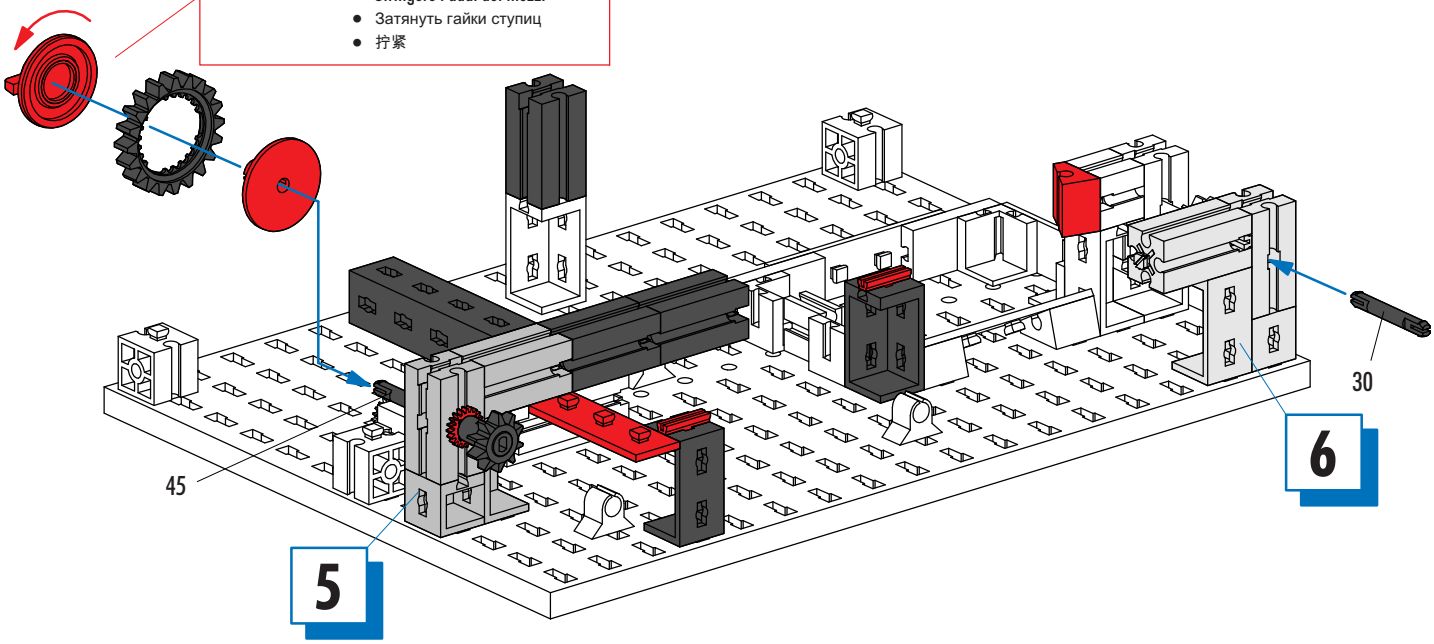

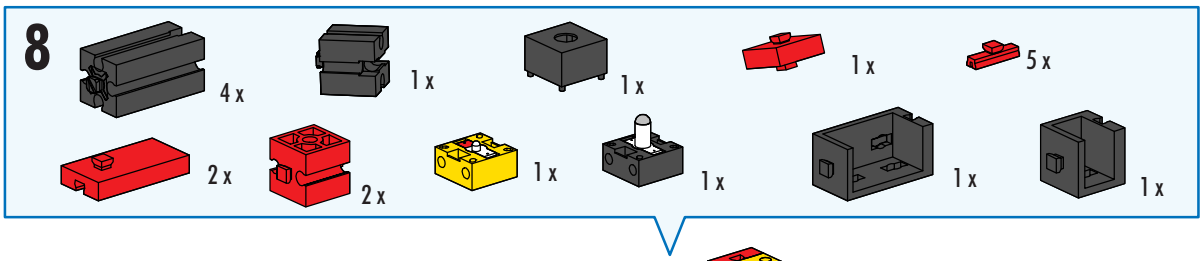

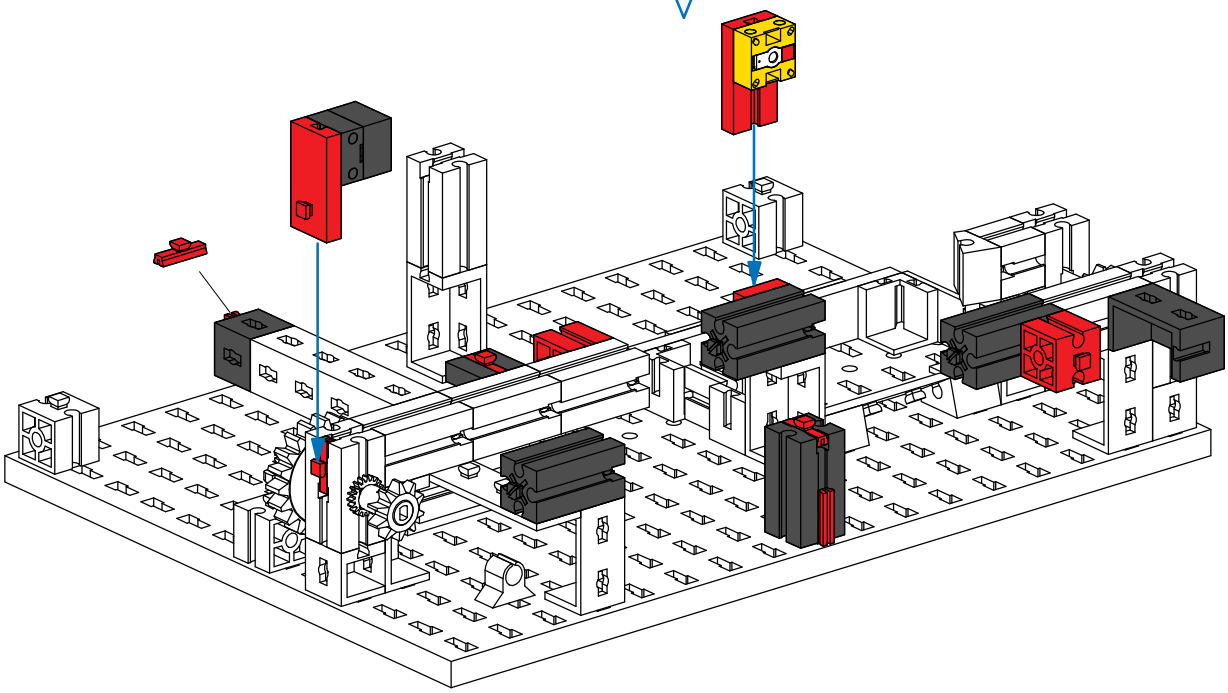

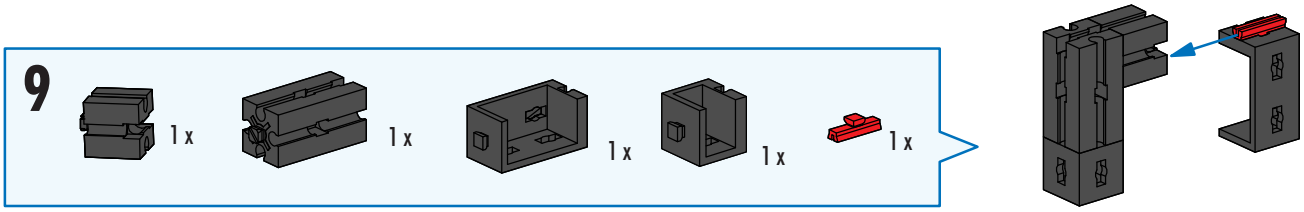
9
1 x
1 x
1 x
1 x
1 x

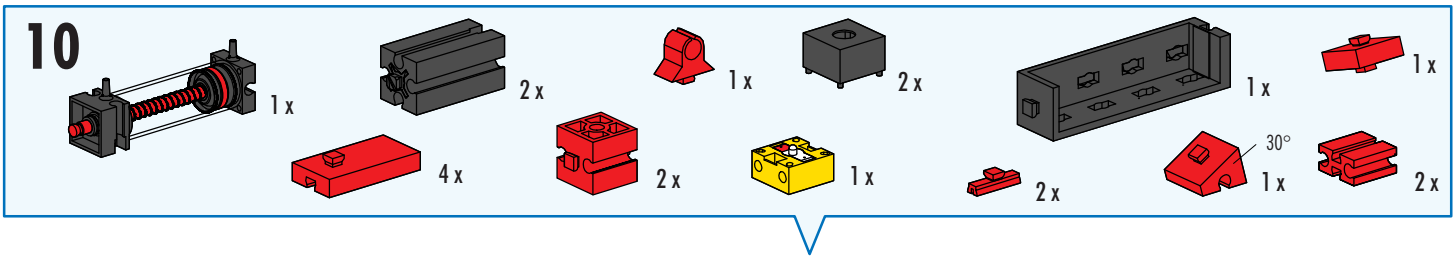
10
1 x
2 x
1 x
2 x
1 x
1 x
4 x
2 x
1 x
2 x
30°
1 x
2 x

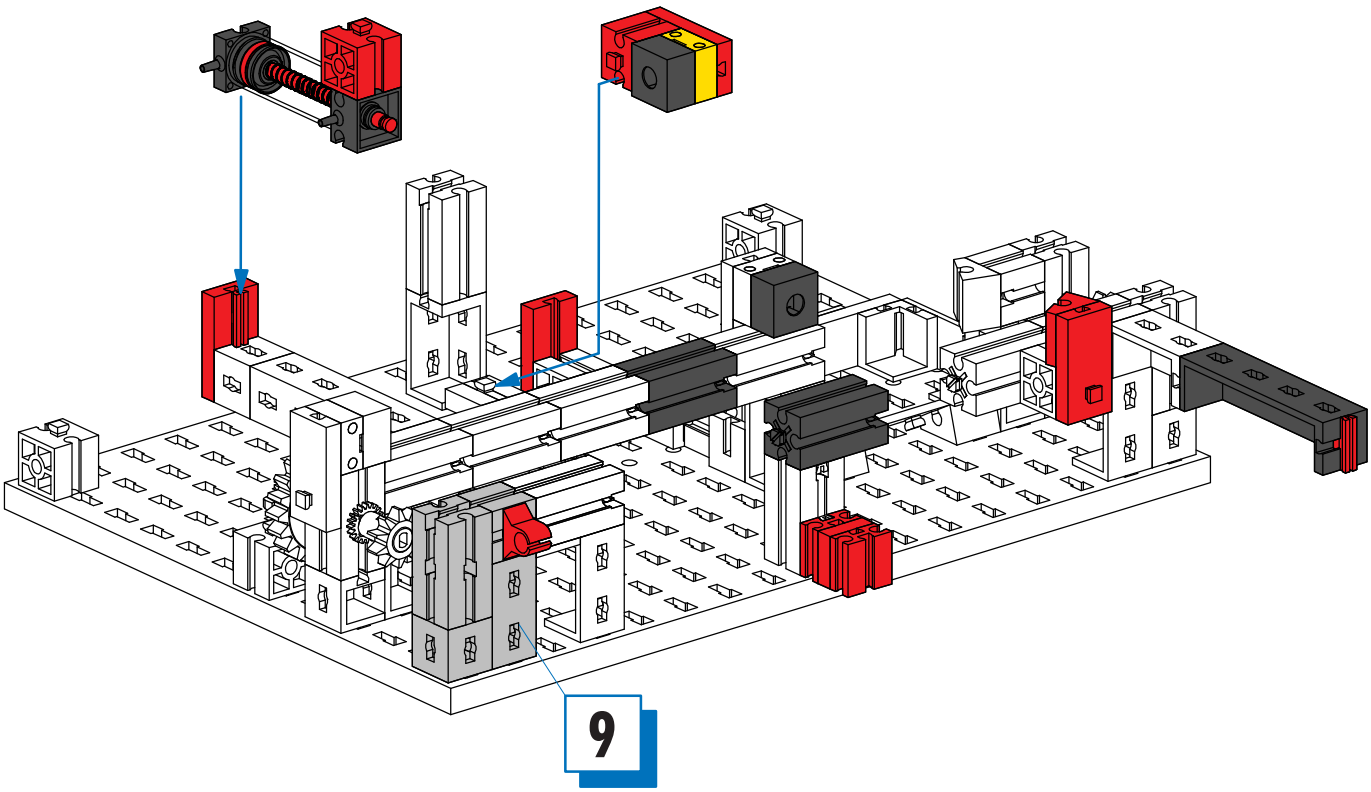
9

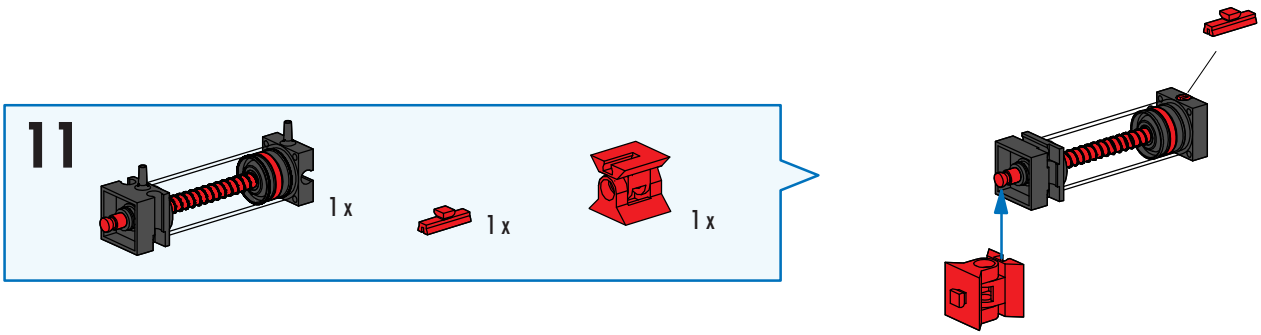
11
1 x
1 x
1 x

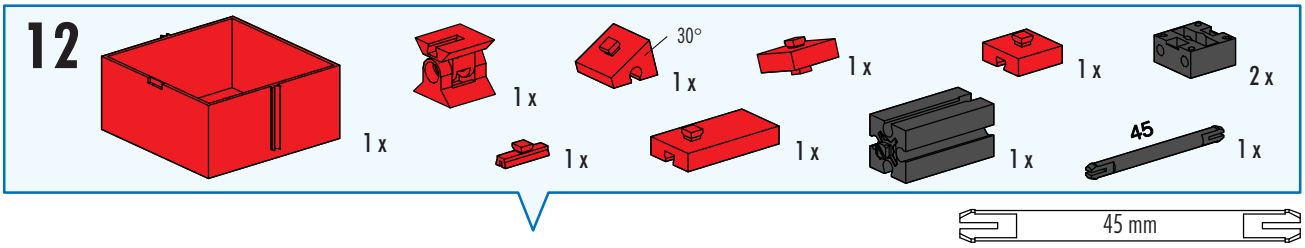
12
1 x
1 x
30°
1 x
1 x
1 x
1 x
2 x
1 x
1 x
1 x
45
1 x
45 mm

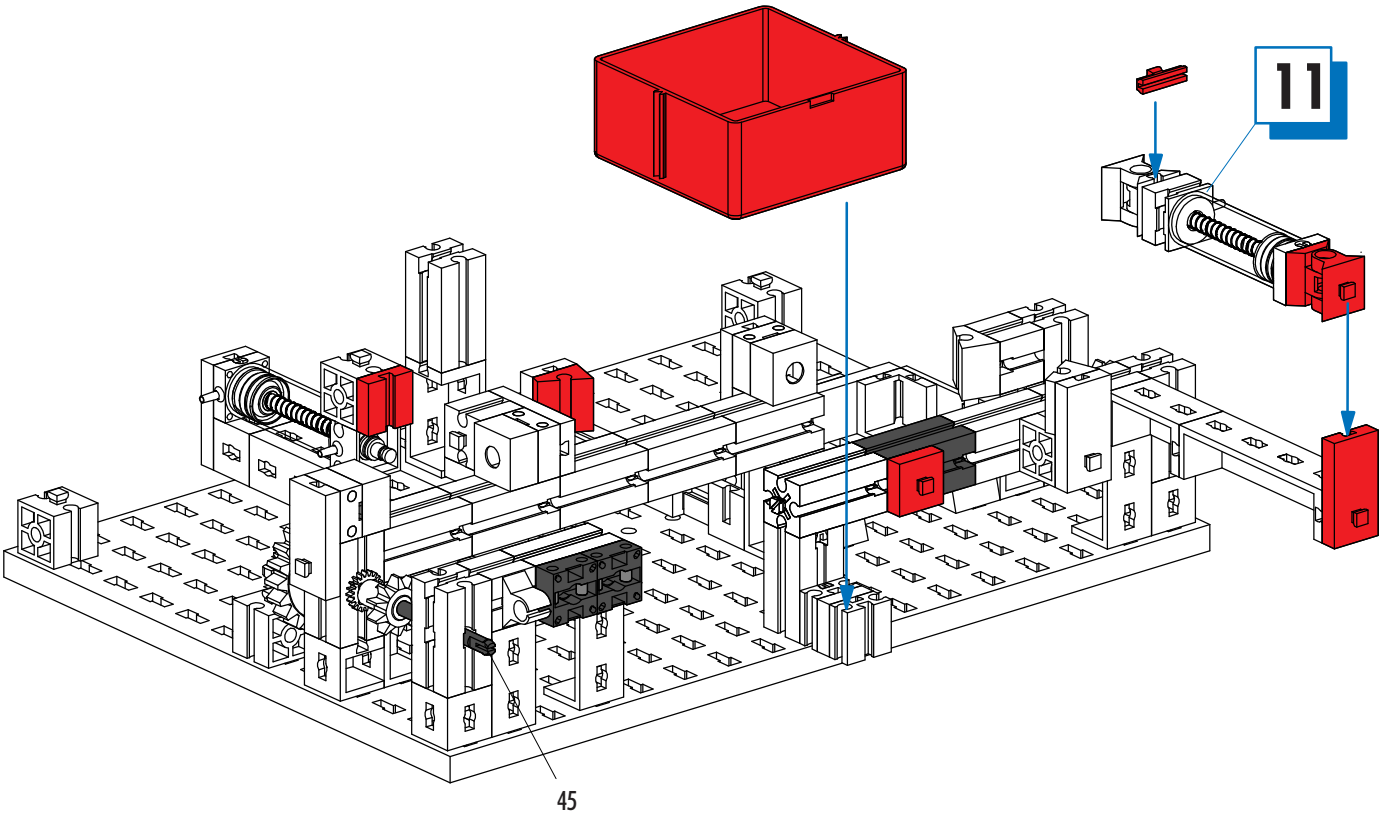
11
45

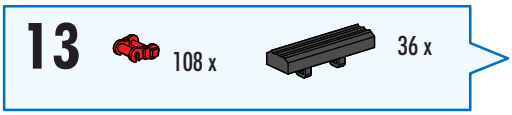
13
108 x
36 x

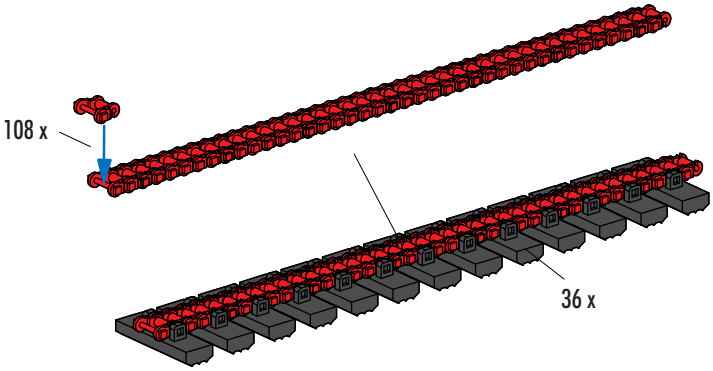
108 x
36 x

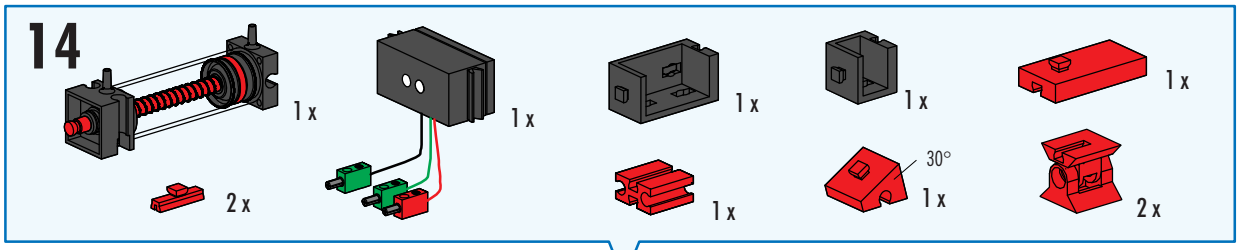
14
1 x
1 x
1 x
1 x
1 x
2 x
1 x
30°
1 x
2 x

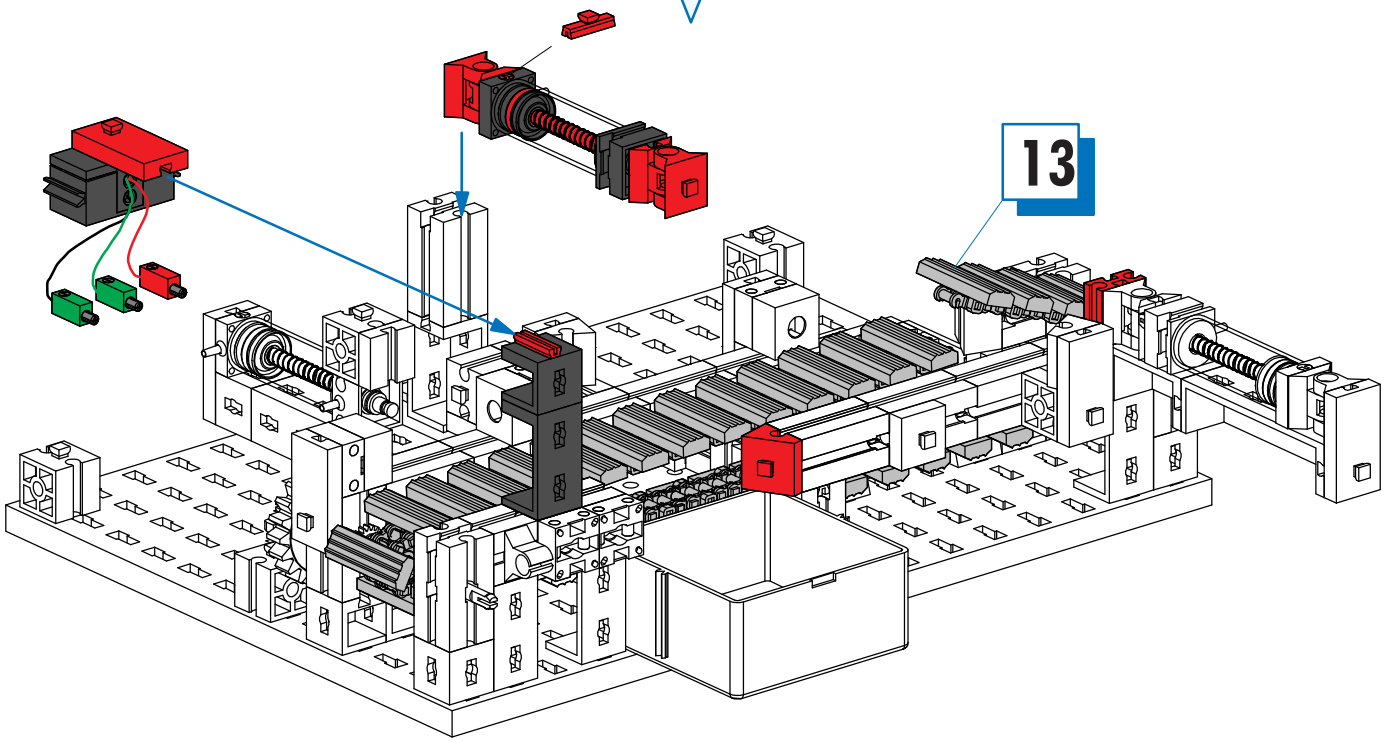
13

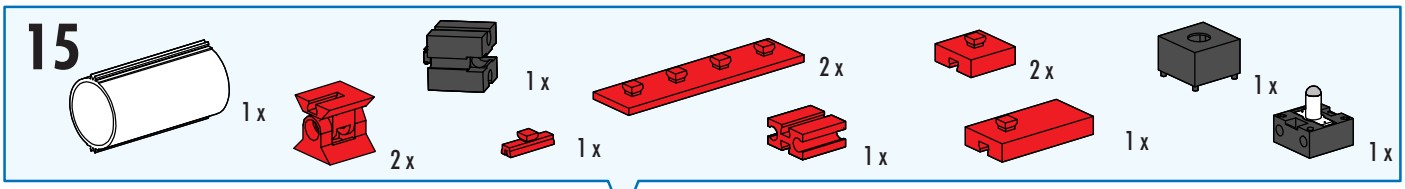
15
1 x
2 x
1 x
1 x
2 x
1 x
2 x
1 x
1 x
1 x

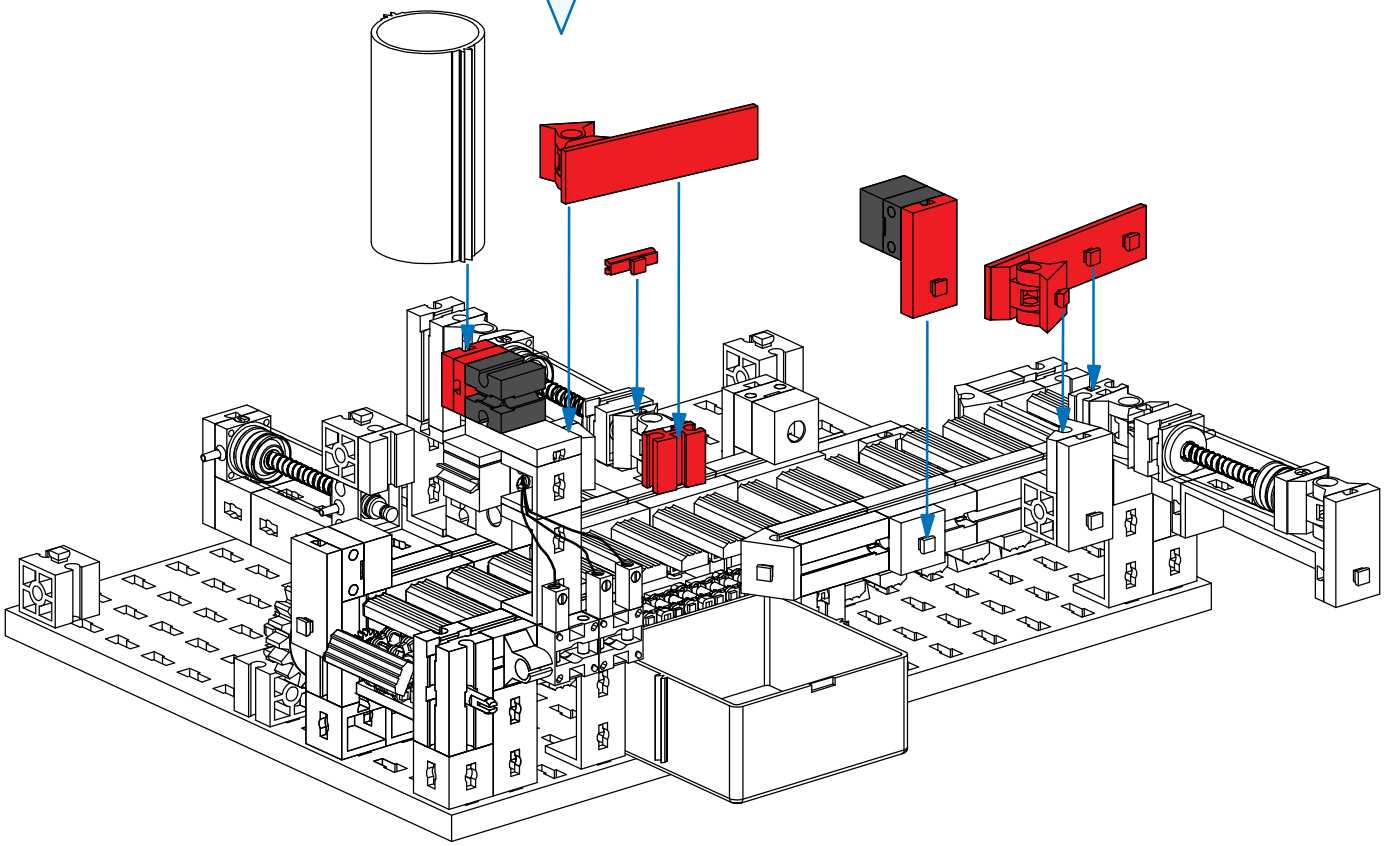

- Steuereinheit siehe Seite 4
- Control unit see page 4.
- Unité de commande voir page 4
- Zie pagina 4 voor de besturingsunit
- Unidad de control véase página 4
- Unidade de controle, ver a página 4
- Centralina, vedi pagina 4
- Блок управления см. на стр.4
- 控制单元参见第4页

M1
O7
C2
I2
C3
O5
O6
C1
M2
I1
A1

Elektrischer Schaltplan
Electrical circuit diagram
Schéma de connexions

Elektrisch schakelschema
Diagrama de circuitos eléctricos
Esquema de circuitos elétricos

Schema elettrico
Электрическая схема
电路图

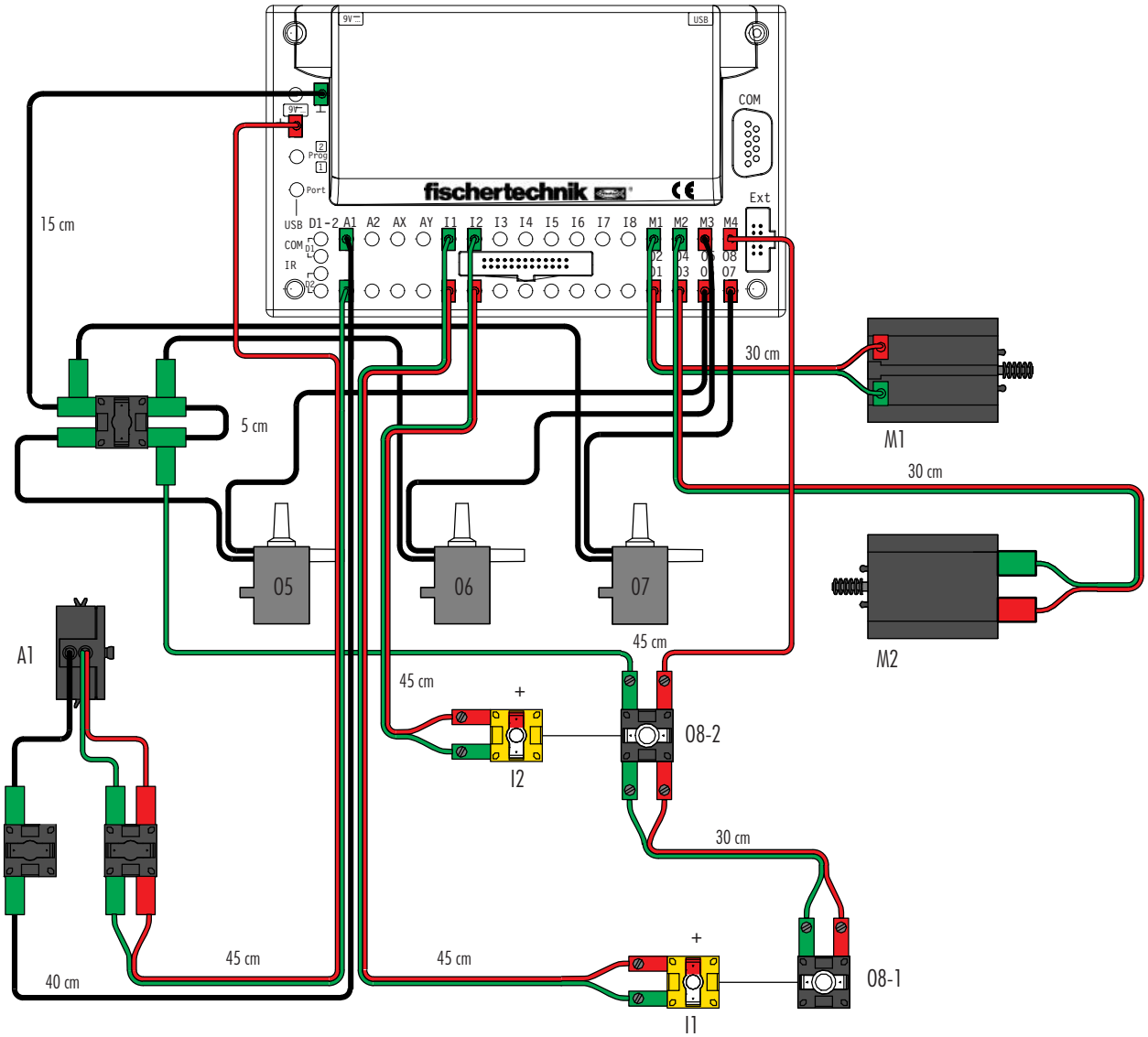

Schlauchanschlussplan
Air line layout plan
Plan de raccordement de conduits

Aansluitschema van slang
Racor de empalme
Plano de conexão de mangueira

Schema di allacciamento tubi
Схема подключения шлангов
软管连接图

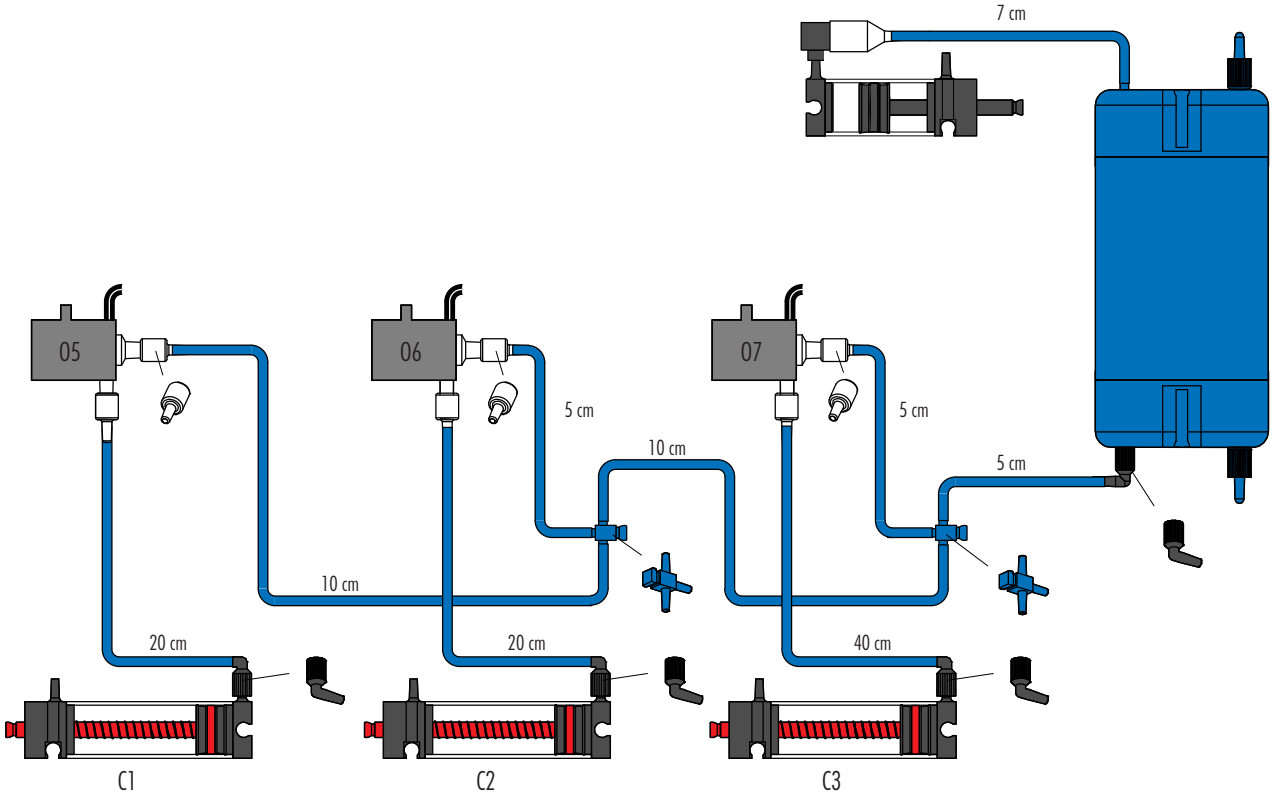



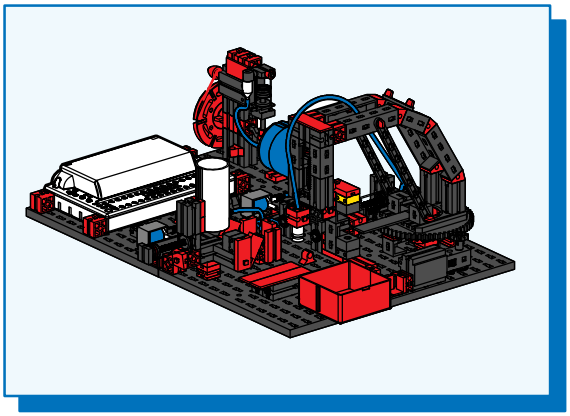

Bearbeitungsstation mit Vakuumgreifer
Machining Station with Vacuum Pickup
Poste d'usinage avec grappin pneumatique
Bewerkingsstation met vacuümgrijper
Estación de procesamiento con manipulador de vacío
Estação de processamento com agarrador de vácuo
Postazione del lavorazione con pinza a ventosa
Обрабатывающий центр с вакуумный захватом
带有真空抓手的加工站

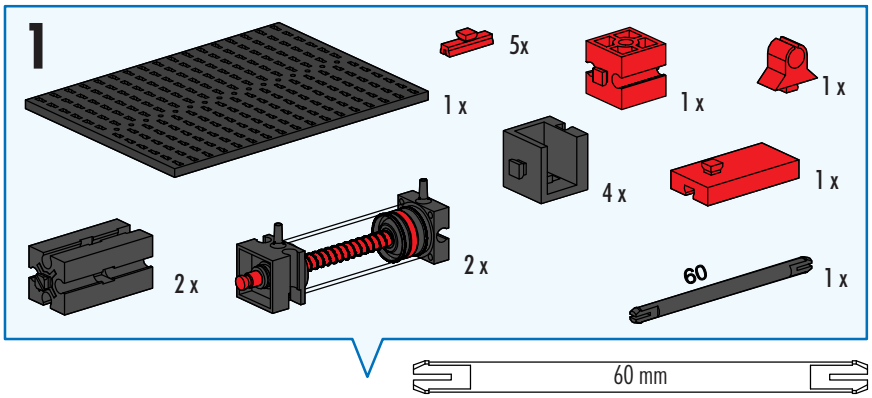

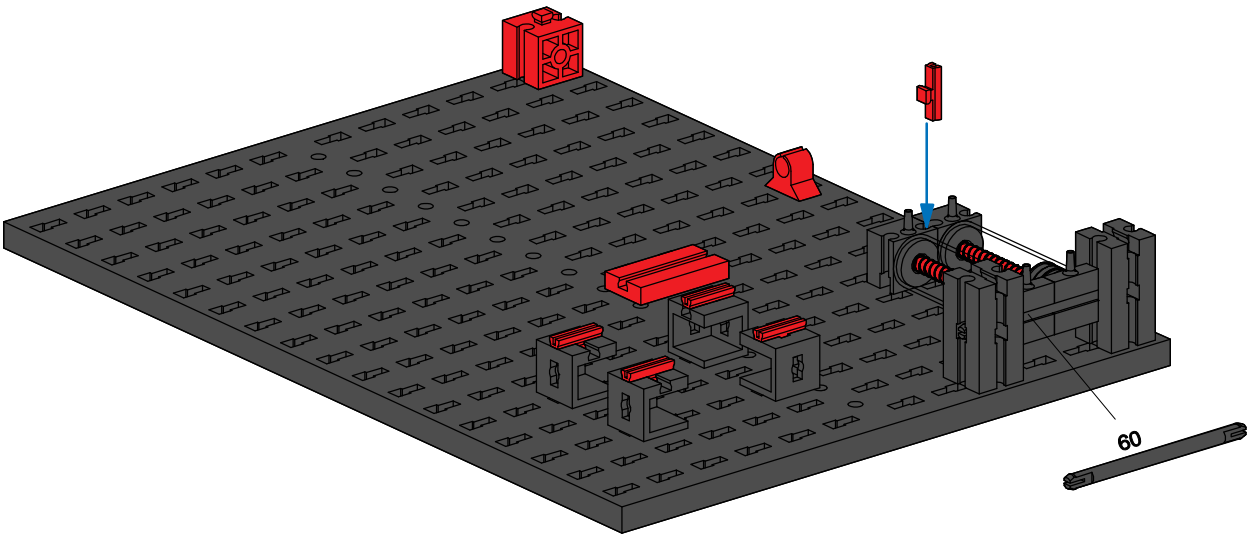

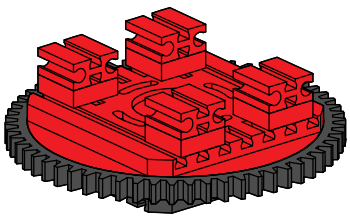

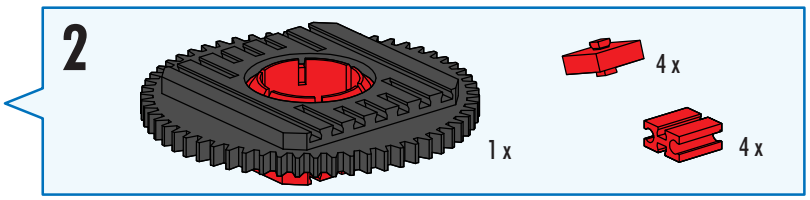

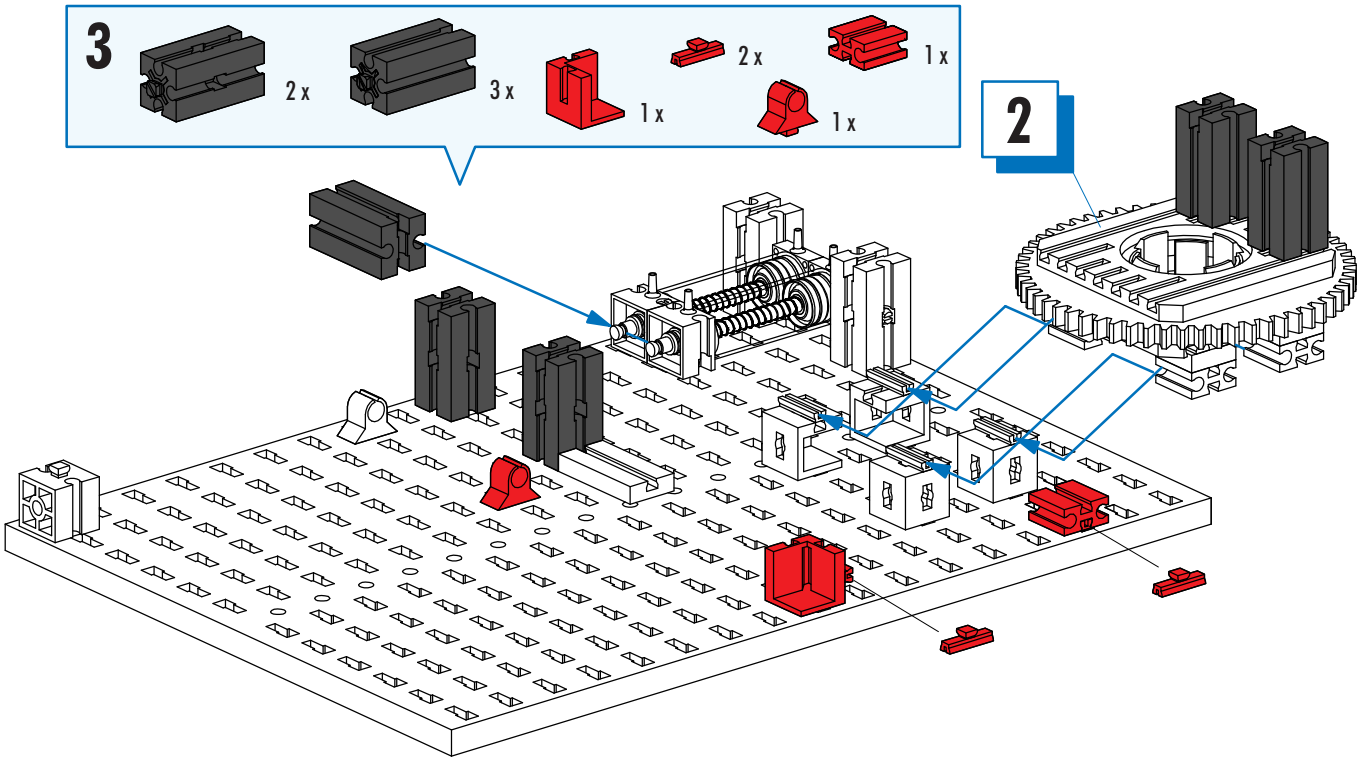
3
2 x
3 x
1 x
2 x
1 x
1 x
2

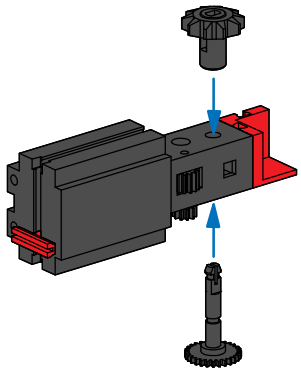

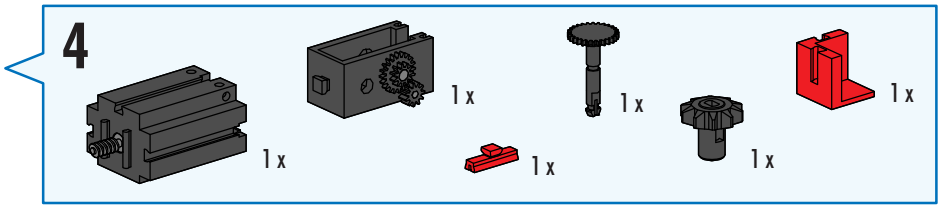
4
1 x
1 x
1 x
1 x
1 x
1 x

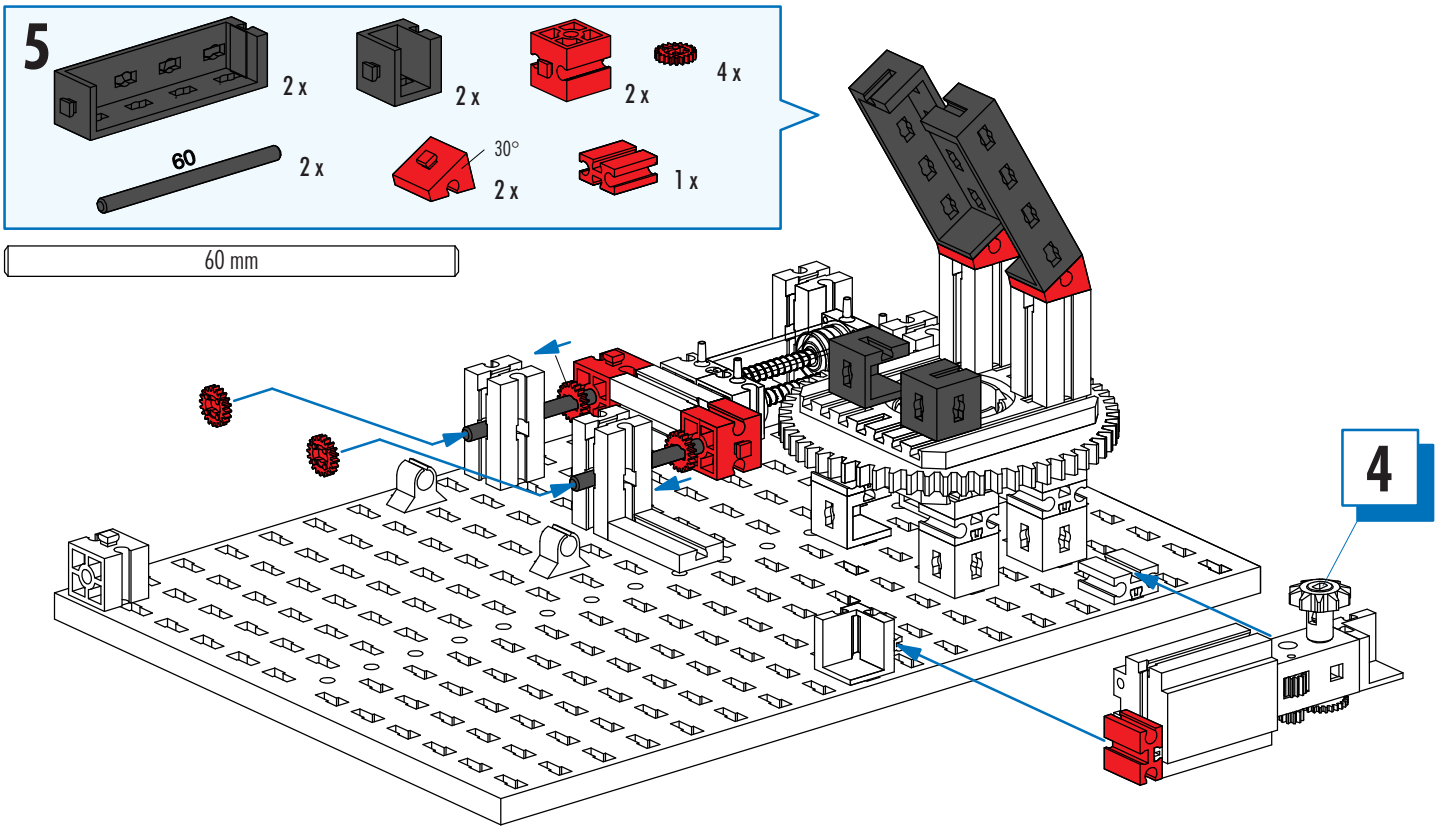
5
2 x
2 x
2 x
4 x
60
2 x
30°
2 x
1 x
60 mm
4

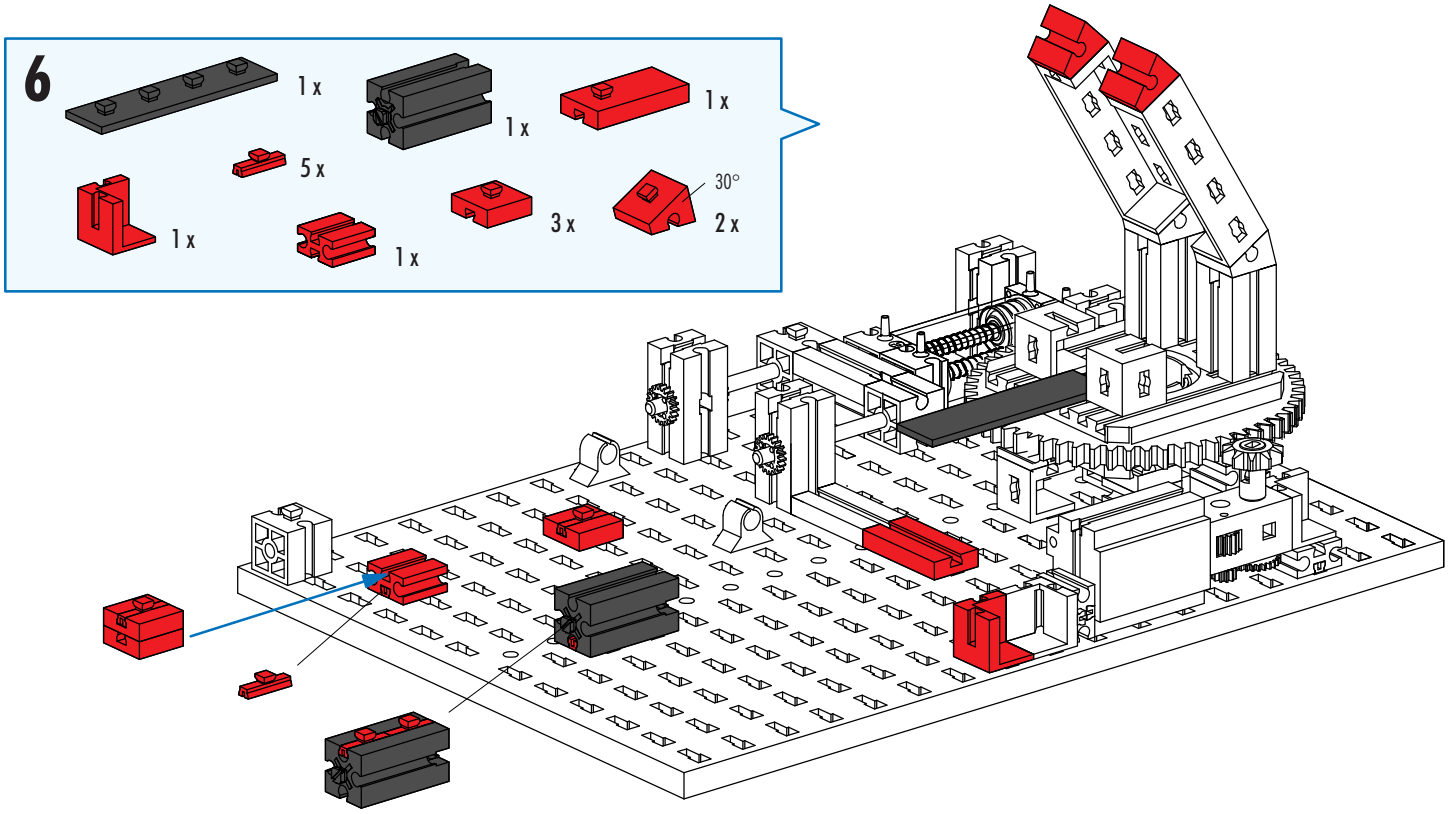
6
1 x
1 x
1 x
5 x
30°
1 x
3 x
2 x
1 x

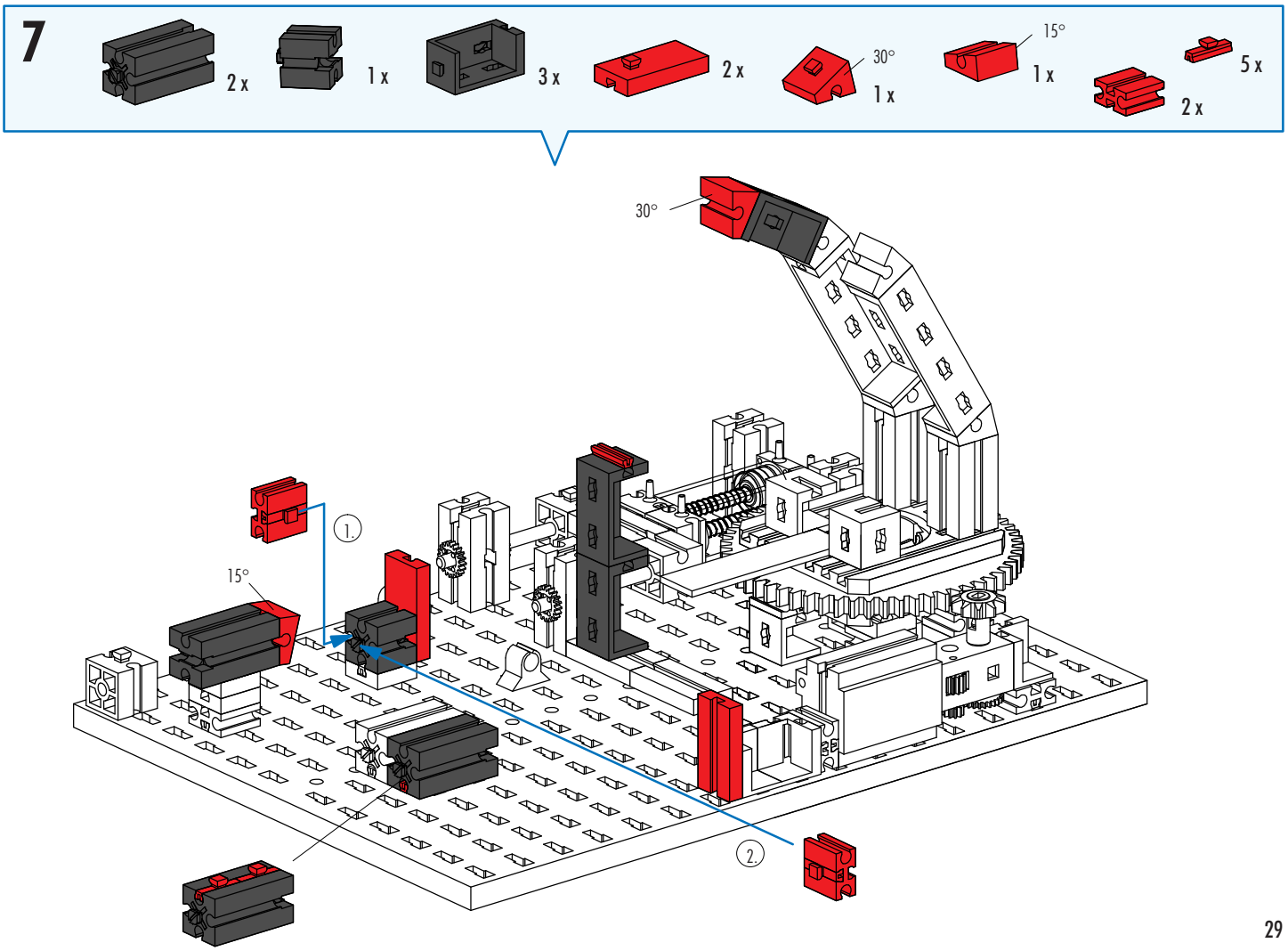
7
2 x
1 x
3 x
2 x
30°
1 x
15°
1 x
2 x
5 x
30°
15°
1.
2.

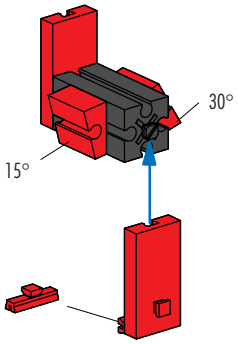
30°
15°

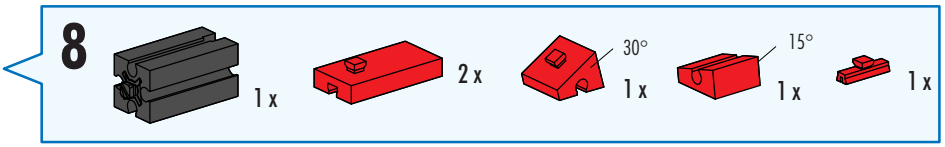
8
1 x
2 x
30°
1 x
15°
1 x
1 x

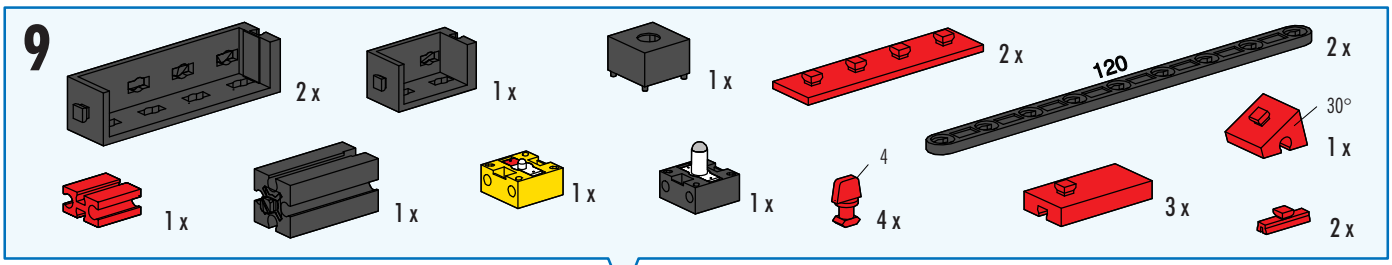
9
2 x
1 x
1 x
2 x
120
2 x
30°
1 x
1 x
1 x
1 x
1 x
4
4 x
3 x
2 x

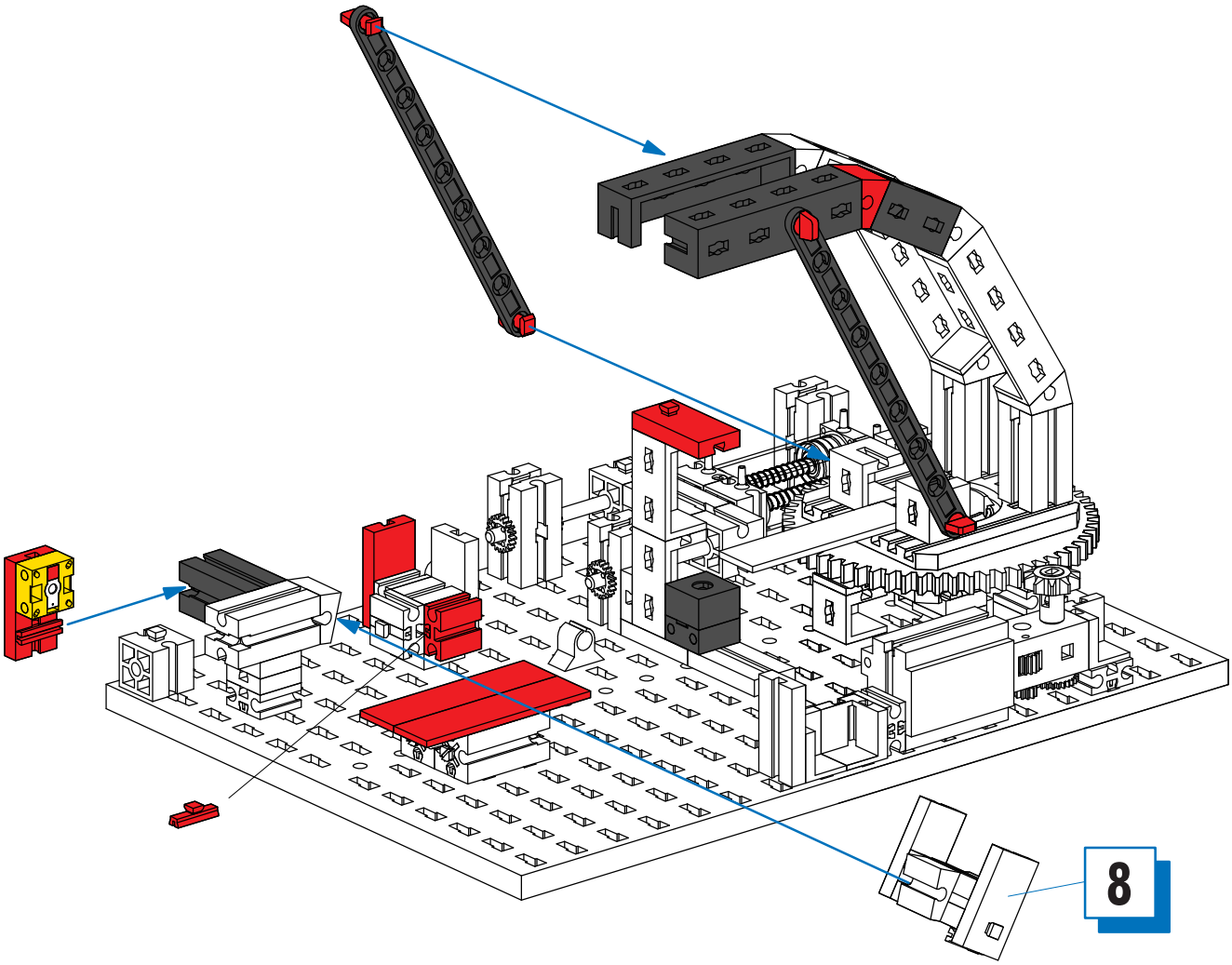
8

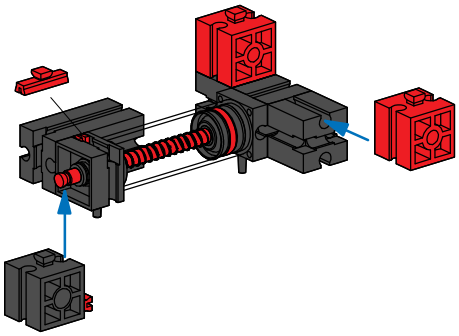

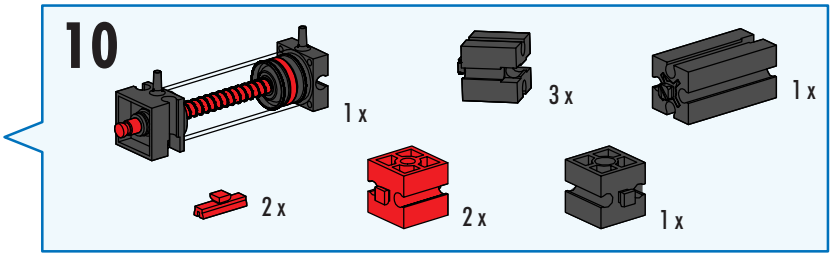
10
1 x
3 x
1 x
2 x
2 x
1 x

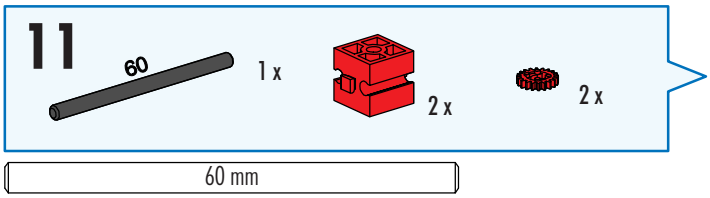
11
60
1 x
2 x
2 x
60 mm

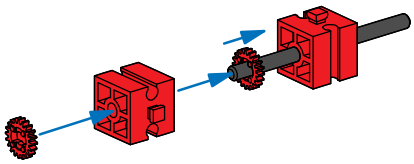

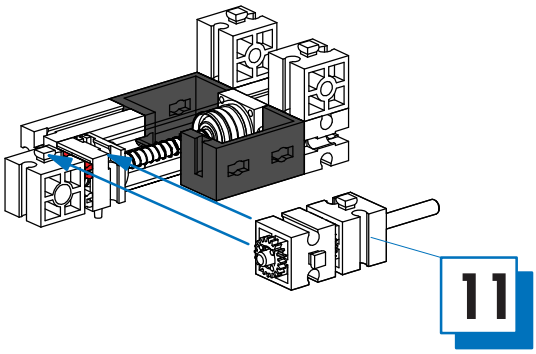
11

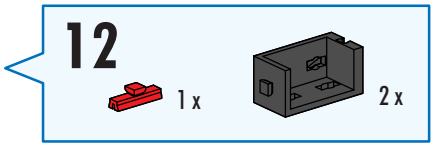
12
1 x
2 x

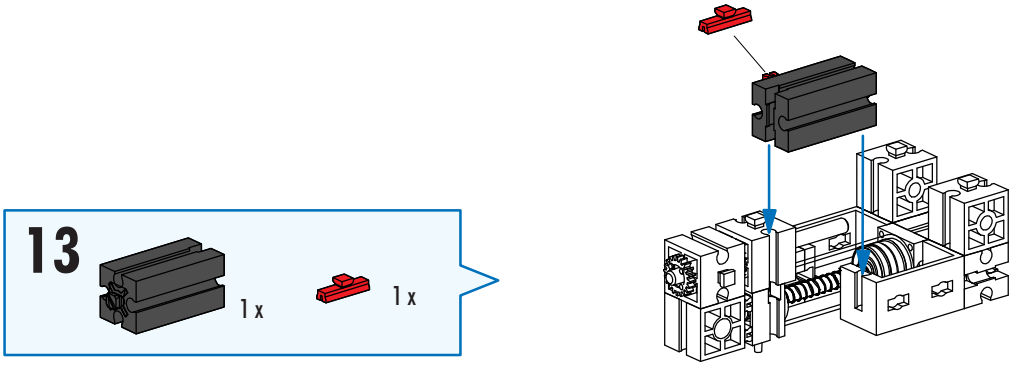
13
1 x
1 x

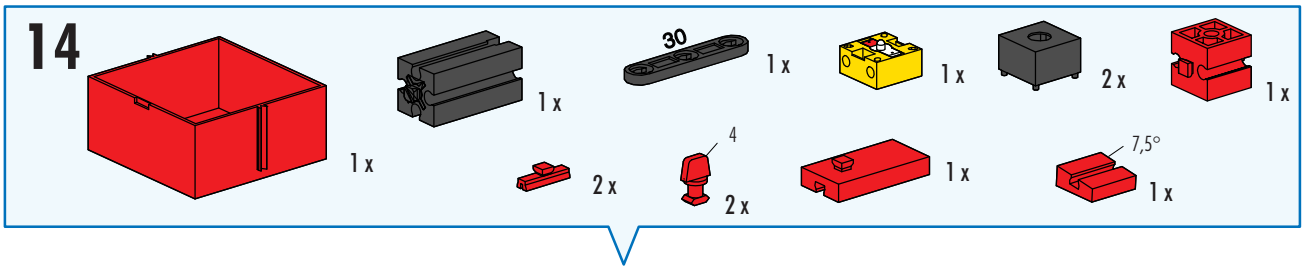
14
1 x
1 x
30
1 x
1 x
2 x
1 x
2 x
4
2 x
1 x
7,5°
1 x

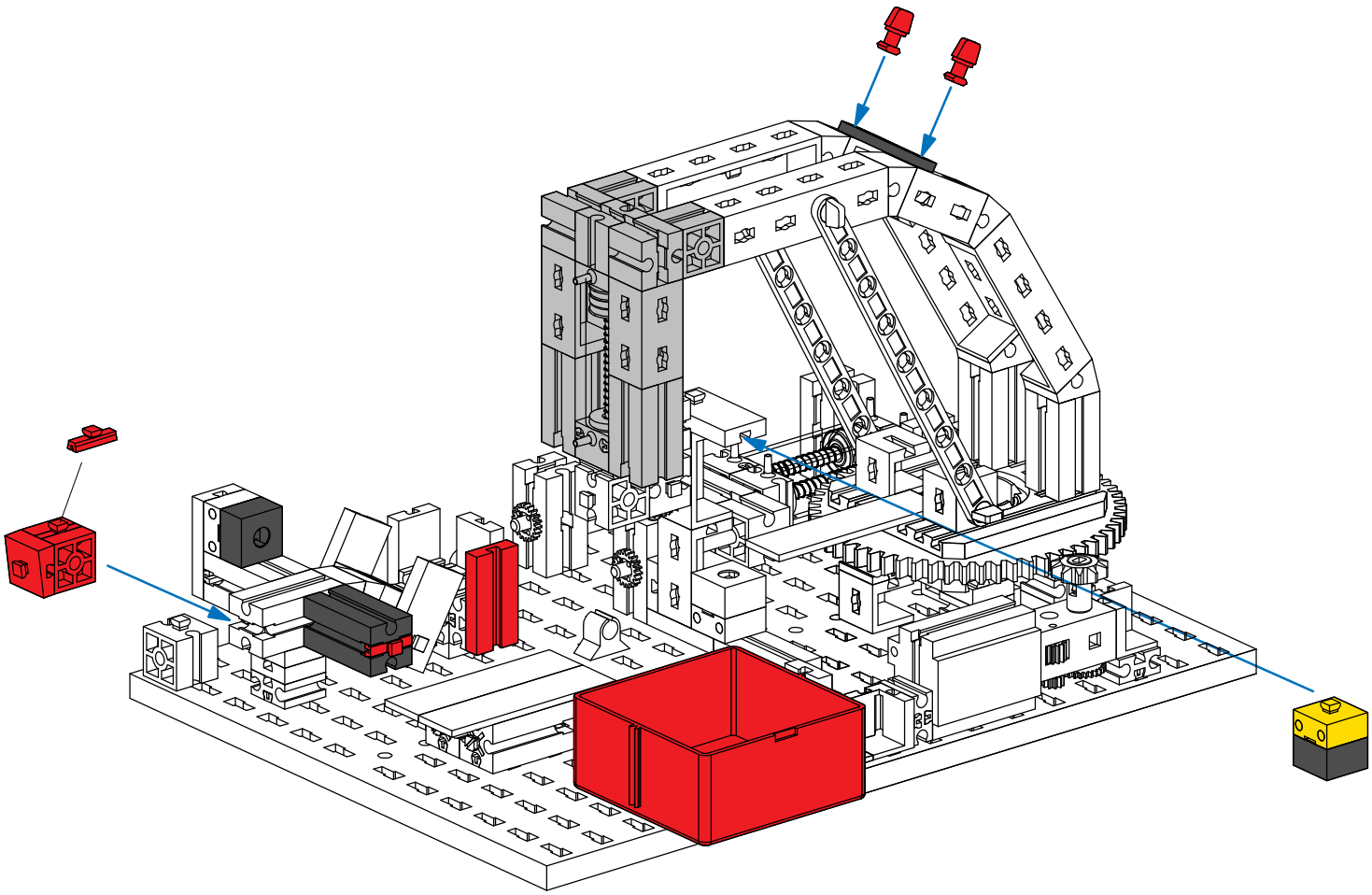

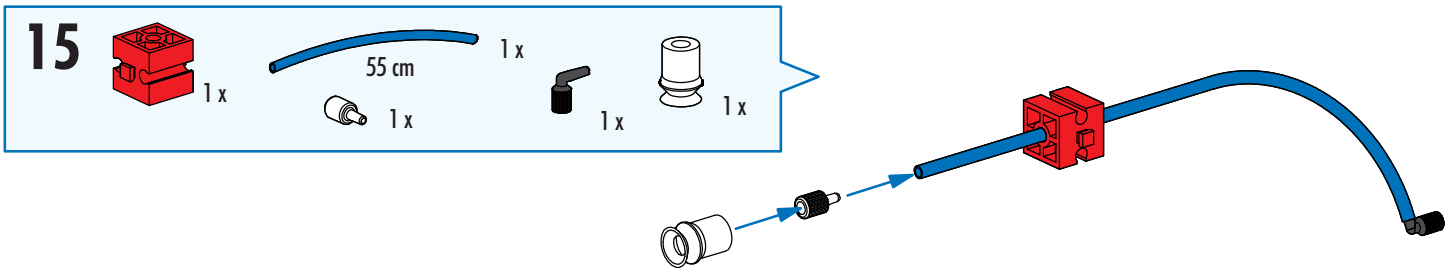
15
1 x
55 cm
1 x
1 x
1 x
1 x

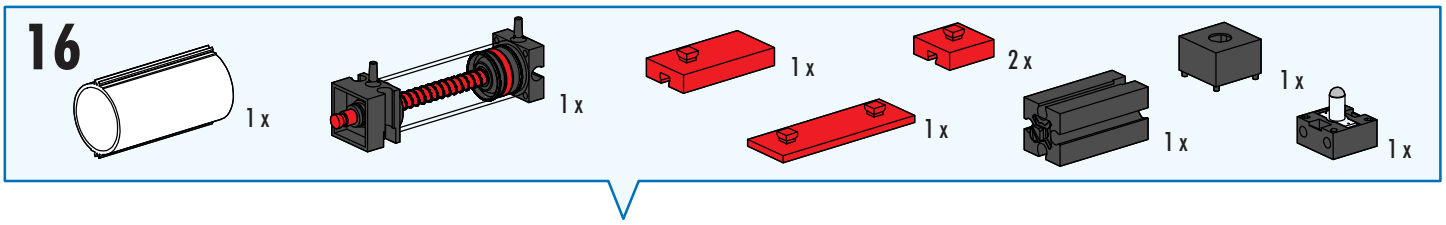
16
1 x
1 x
1 x
2 x
1 x
1 x
1 x
1 x

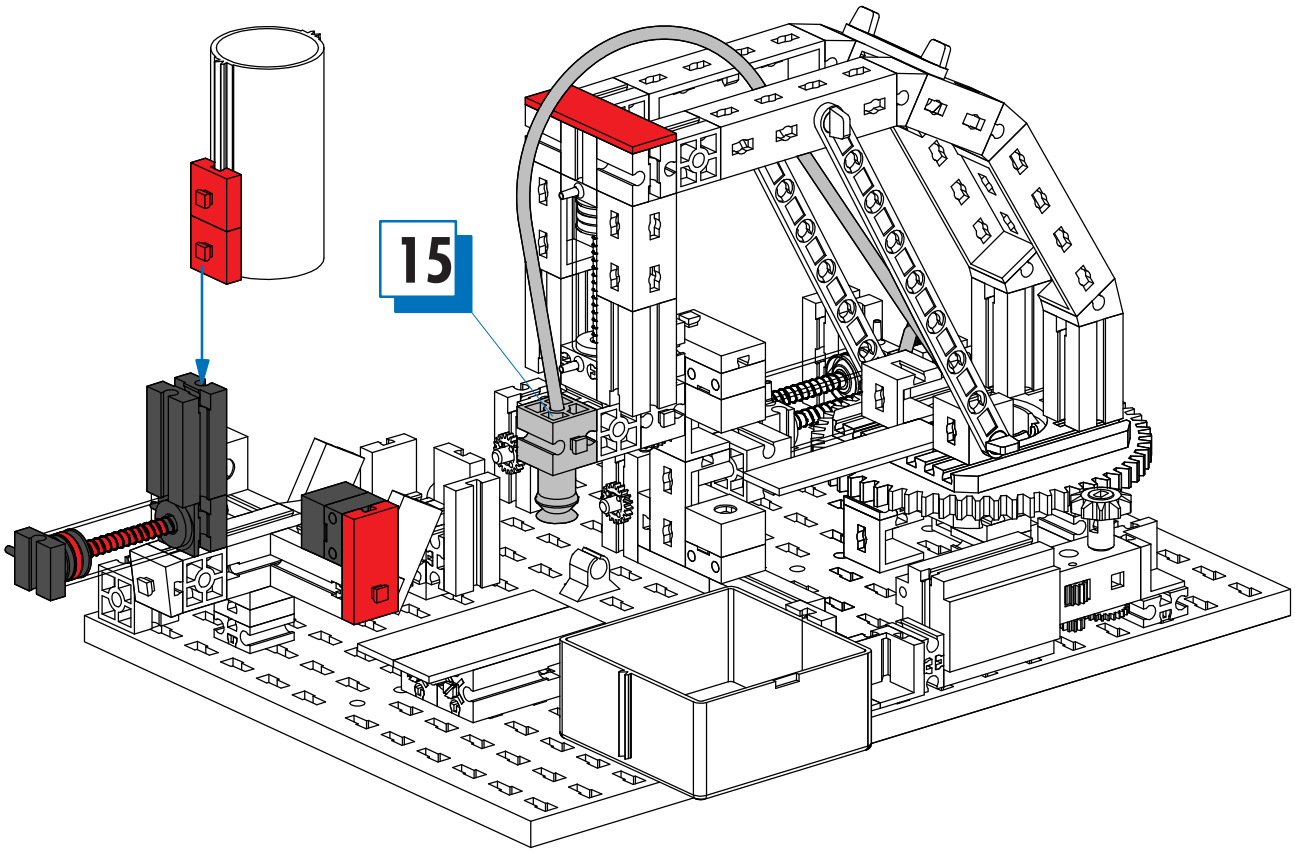
15

- Steuereinheit siehe Seite 4
- Control unit see page 4.
- Unité de commande voir page 4
- Zie pagina 4 voor de besturingsunit
- Unidad de control véase página 4
- Unidade de controle, ver a página 4
- Centralina, vedi pagina 4
- Блок управления см. на стр.4
- 控制单元参见第4页

M1
07
06
C4
C3
05
C1
I2
C2
M2
I1

Elektrischer Schaltplan
Electrical circuit diagram
Schéma de connexions

Elektrisch schakelschema
Diagrama de circuitos eléctricos
Esquema de circuitos elétricos

Schema elettrico
Электрическая схема
电路图

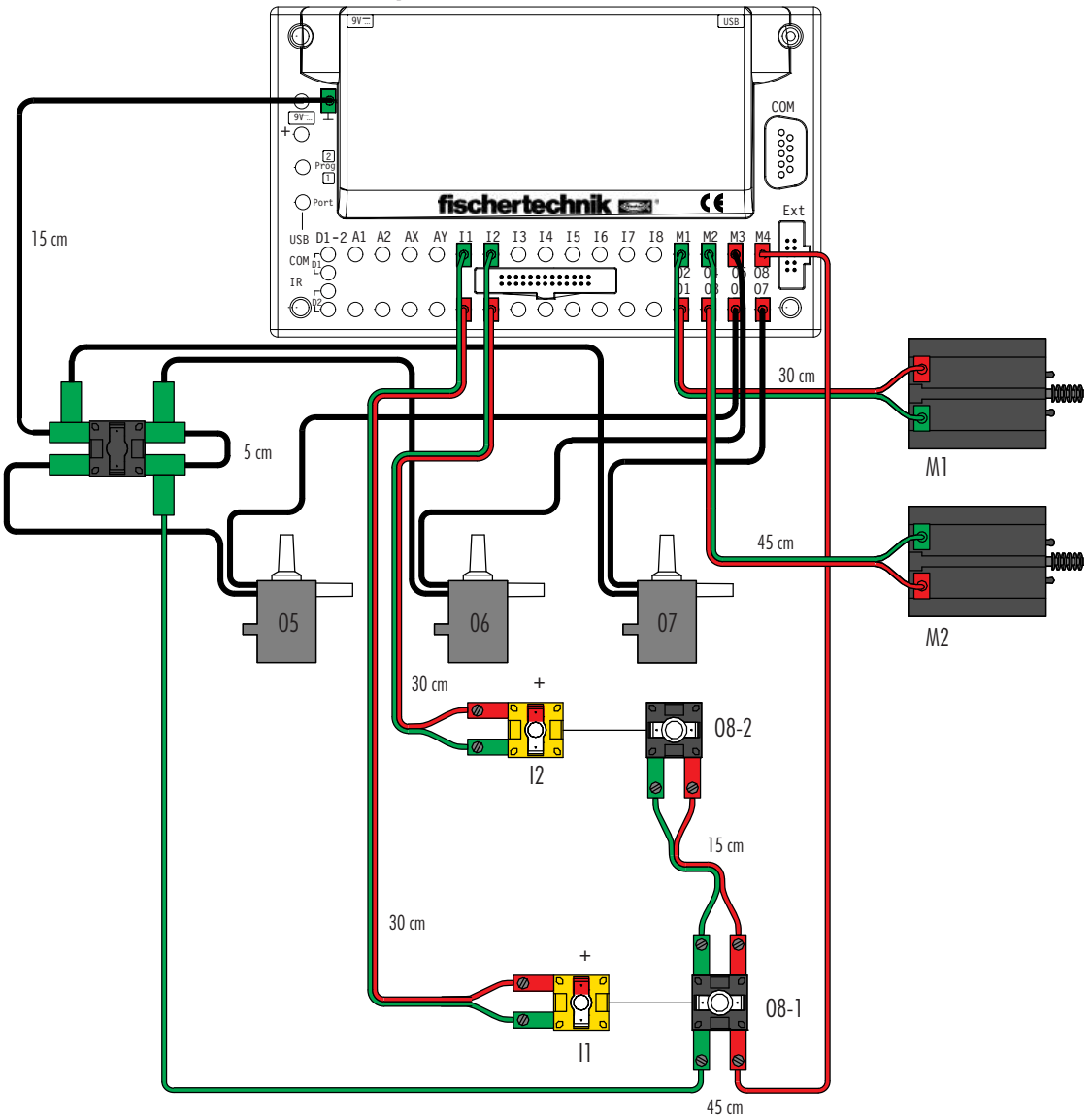

Schlauchanschlussplan
Air line layout plan
Plan de raccordement de conduits

Aansluitschema van slang
Racor de empalme
Plano de conexão de mangueira

Schema di allacciamento tubi
Схема подключения шлангов
软管连接图

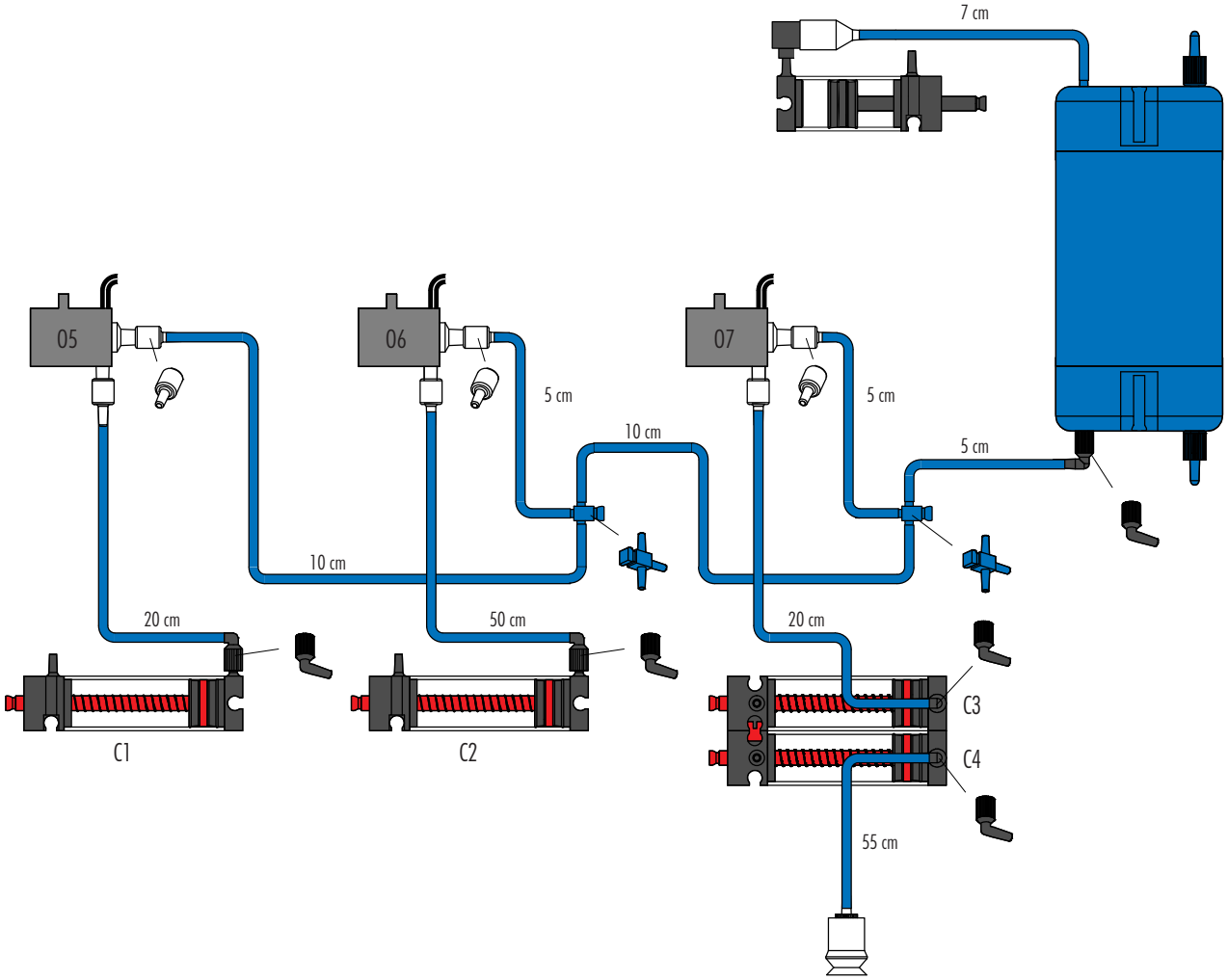



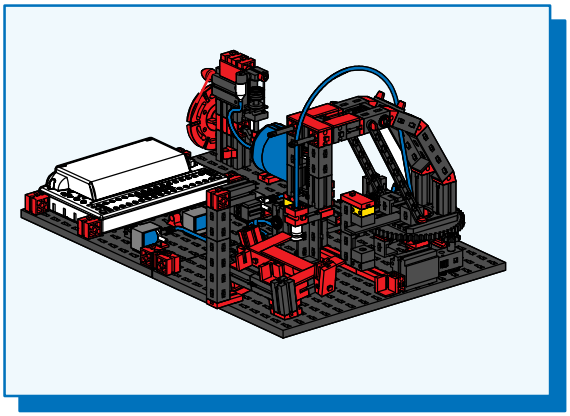

Kartengeber und Kartensortierer
Card Dealer and Card Sorter
Donneur de cartes et trieuse de cartes
Kaartgever en kaartsorteerder
Distribuidor de cartas y Clasificador de cartas
Distribuidor de cartas e Separador de cartas
Distributore e classificatore di schede

Устройство раздачи и перемешивания карт

分牌器 / 牌分类器

1-5

Seite	27
Page	27
Page	27
Bladzijde	27
Página	27
Pagina	27
Pagina	27
Страница	27
页次	27

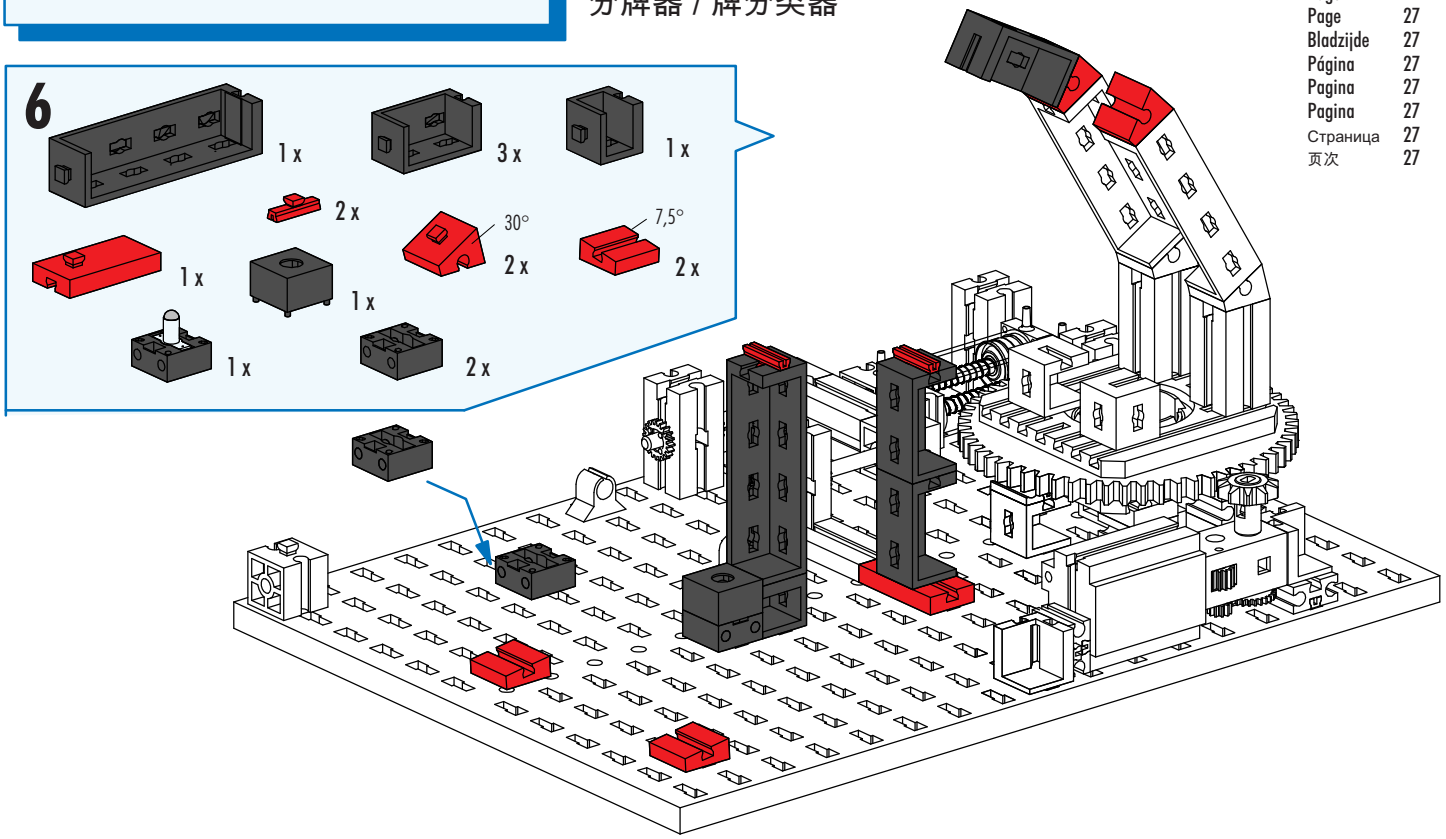

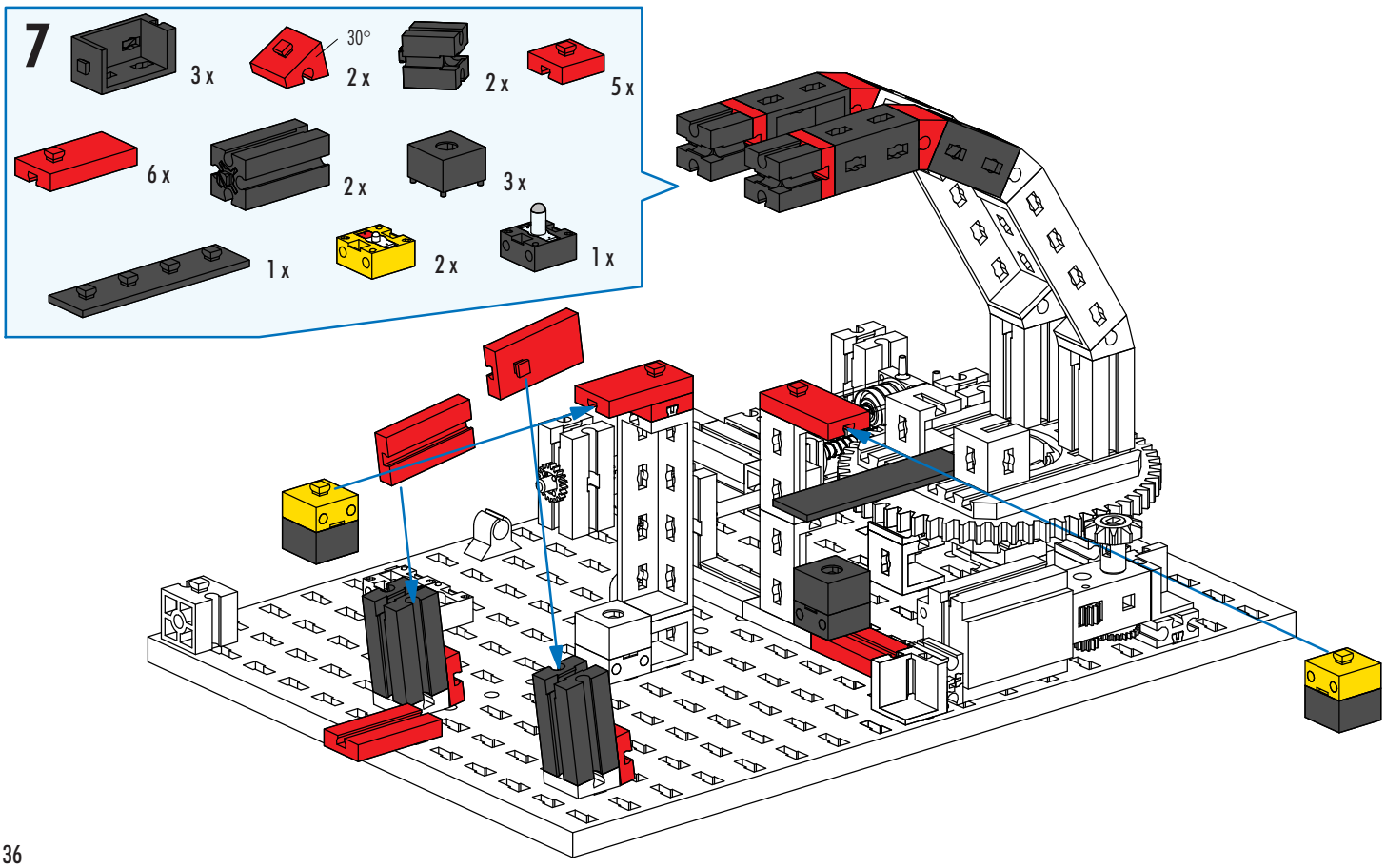

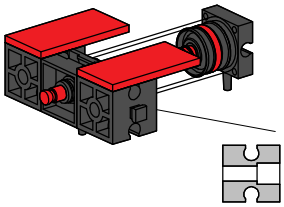

Große Bohrung
Large drilling
Alésage large
Grote boring
Perforación grande
Orifício grande
Grande foro
Большое отверстие
大孔

8

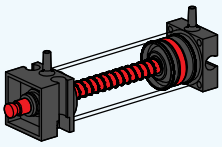

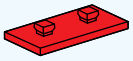

9

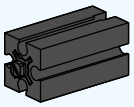

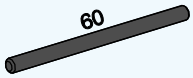

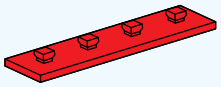

60 mm

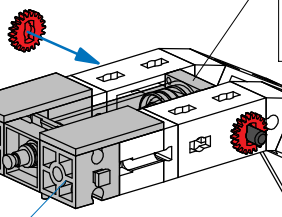

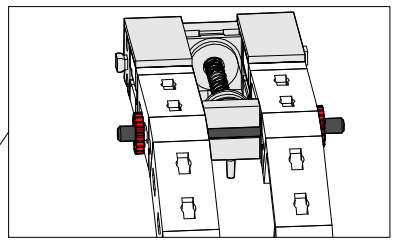

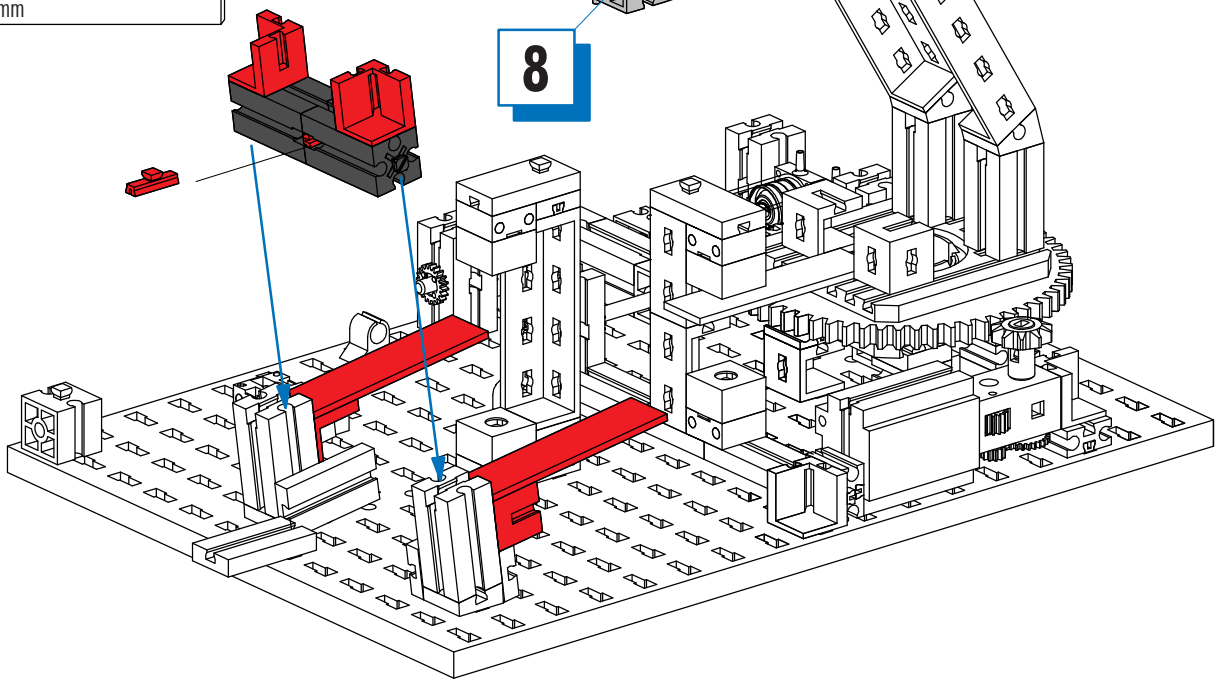

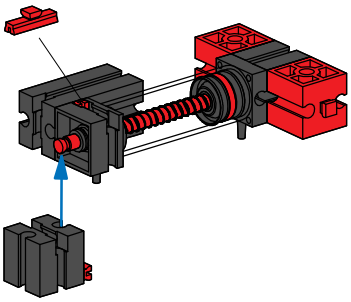

10

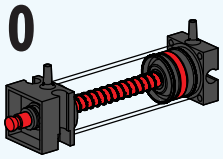

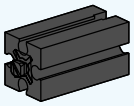

11

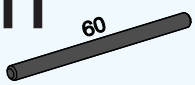

60 mm

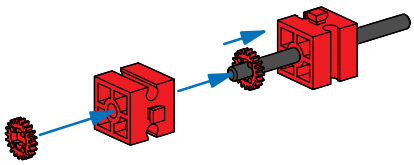

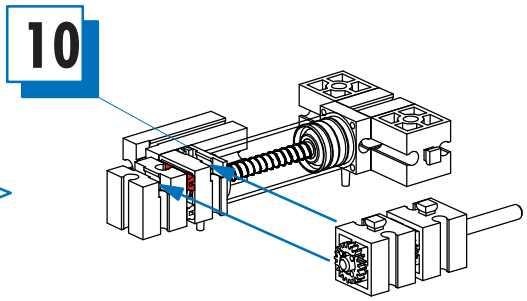
10

12
1 x

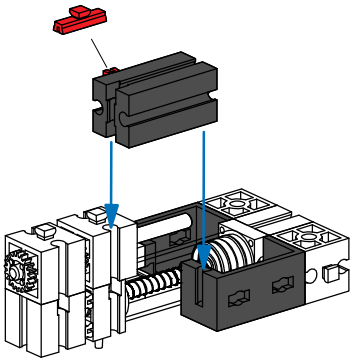

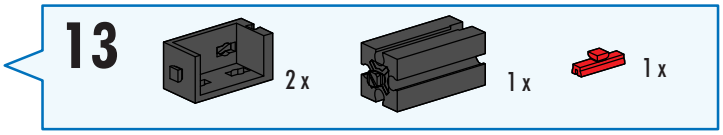
13
2 x
1 x
1 x

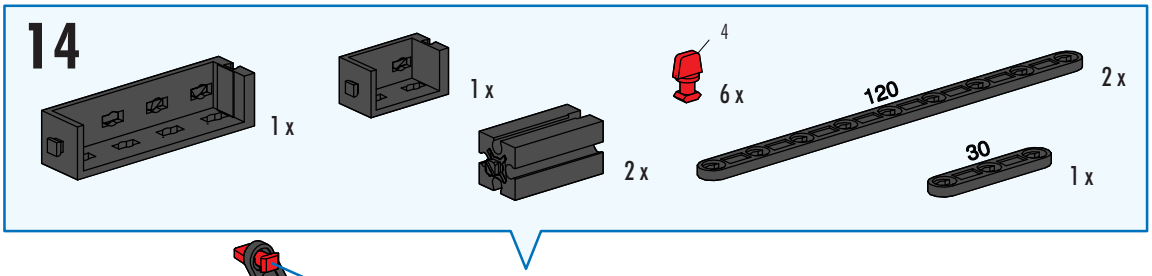
14
1 x
1 x
2 x
4
6 x
120
2 x
30
1 x

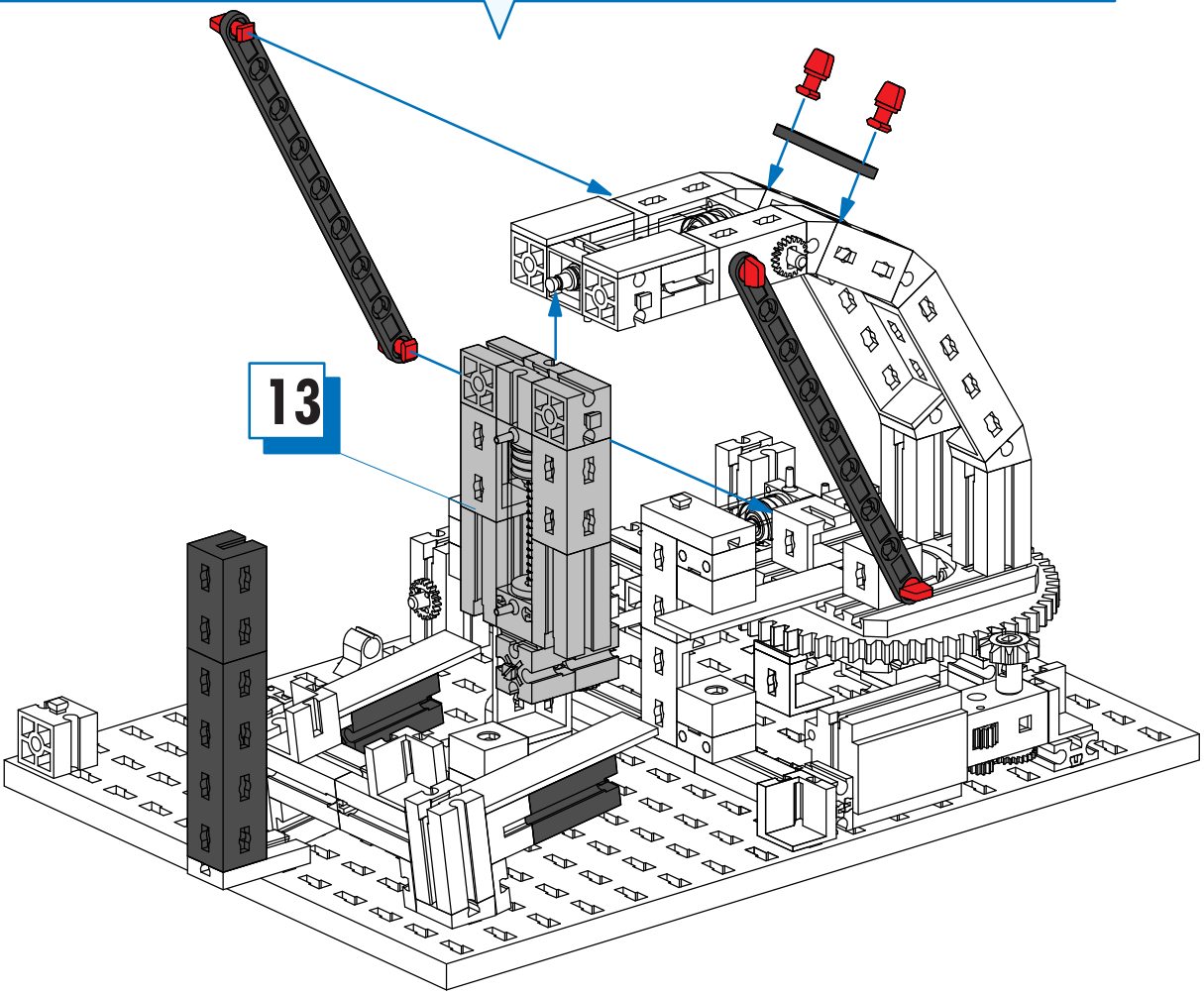
13

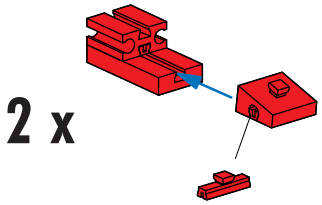
2 x

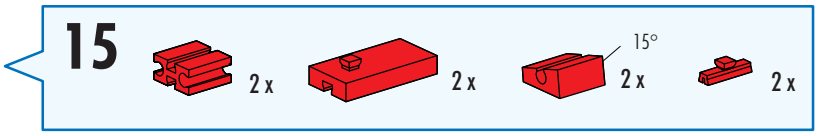
15
2 x
2 x
15°
2 x
2 x

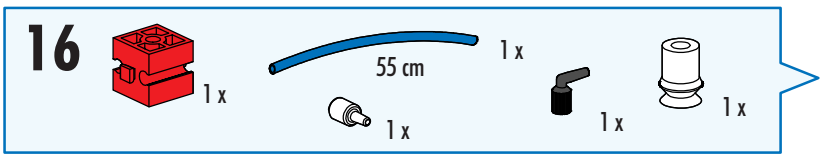
16
1 x
55 cm
1 x
1 x
1 x
1 x

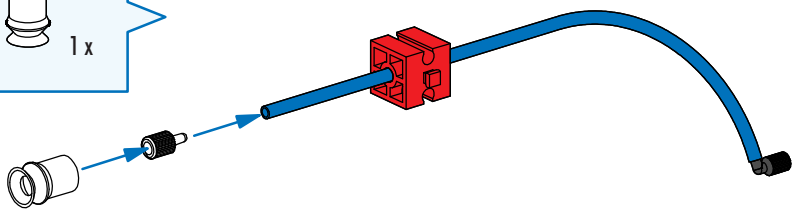

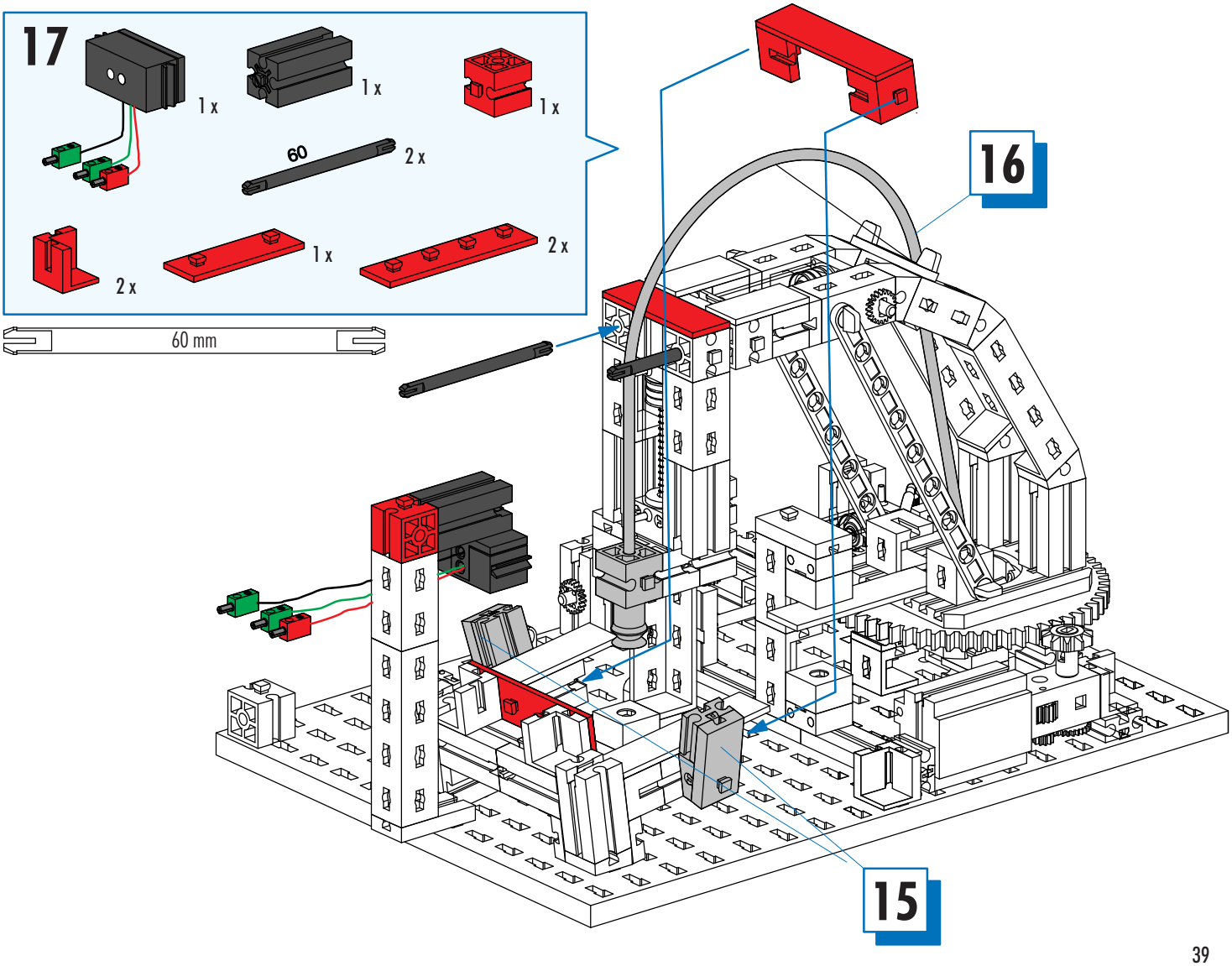
17
1 x
1 x
1 x
60
2 x
2 x
1 x
2 x
60 mm
16
15

- Steuereinheit siehe Seite 4
- Control unit see page 4.
- Unité de commande voir page 4
- Zie pagina 4 voor de besturingsunit
- Unidad de control véase página 4
- Unidade de controle, ver a página 4
- Centralina, vedi pagina 4
- Блок управления см. на стр.4
- 控制单元参见第4页

M1 O7 C1 C4 C3 O5 O6 I2 C2 M2 I1

Elektrischer Schaltplan
Electrical circuit diagram
Schéma de connexions

Elektrisch schakelschema
Diagrama de circuitos eléctricos
Esquema de circuitos elétricos

Schema elettrico
Электрическая схема
电路图

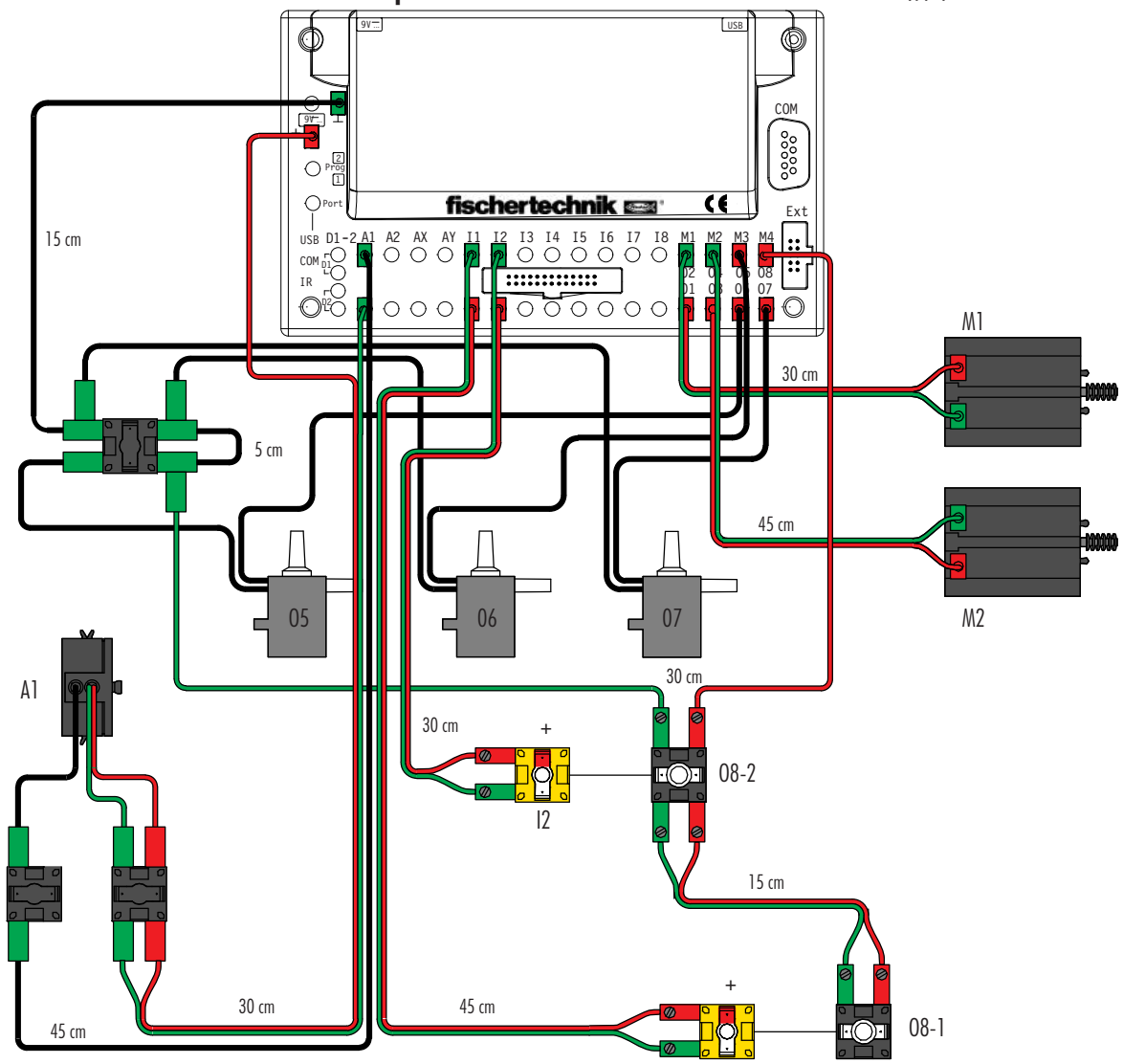

Schlauchanschlussplan
Air line layout plan
Plan de raccordement de conduits

Aansluitschema van slang
Racor de empalme
Plano de conexão de mangueira

Schema di allacciamento tubi
Схема подключения шлангов
软管连接图

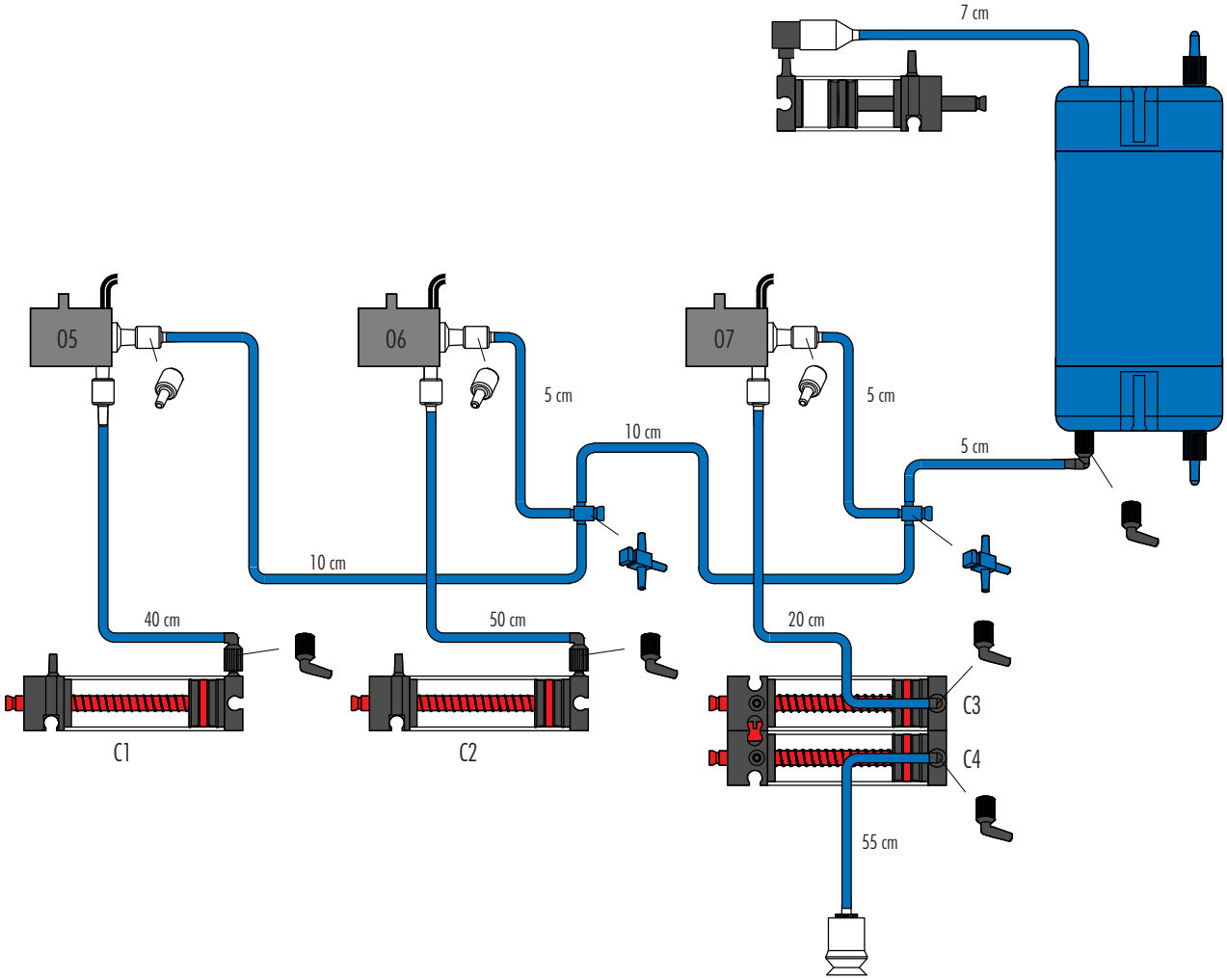



■ Hinweise zum Umweltschutz
Die elektrischen und elektronischen Bauteile dieses Baukastens (z. B. Motoren, Lampen, Sensoren) gehören nicht in den Hausmüll. Sie müssen am Ende ihrer Lebensdauer an einem Sammelpunkt für das Recycling von elektrischen und elektronischen Geräten abgegeben werden.
Das Symbol auf dem Produkt, der Verpackung oder der Anleitung weist darauf hin.

■ Instructions for Environmental Protection
Do not put the electrical and electronic components of this construction kit such as motors, lights and sensors in the household waste. At the end of their service life, take them to a collection point for the recycling of electrical and electronic devices. The symbol on the product, packaging or the instructions shows this.

■ Remarques de protection de l'environnement
Les composantes électriques et électroniques de ce coffret (par ex. moteurs, lampes, capteurs) ne doivent pas être jetées avec les ordures ménagères. Lorsqu'elles ne sont plus utilisables, il faut les remettre auprès d'un centre de collecte spécialisé dans le recyclage des appareils électriques et électroniques. Le symbole sur le produit, l'emballage ou la notice d'instructions le signale.

■ Bescherming van het milieu
De elektrische en elektronische onderdelen van deze module (bijv. motoren, lampen, sensoren) behoren niet bij het huisvuil.Aan het einde van hun levensduur moeten ze worden ingeleverd bij een verzamelplaats voor de recycling van elektrische en elektronische apparaten.Het symbool op het product, de verpakking of de gebruiksaanwijzing wijst je daar ook op.

■ Notas con respecto a la protección del medio ambiente
Los componentes eléctricos y electrónicos de esta unidad modular (p. ej. motores, lámparas, sensores) no han de tirarse a la basura casera. Al final de su vida útil tienen que ser entregados en un puesto colector para el reciclaje de aparatos eléctricos y electrónicos. El símbolo sobre el producto, el embalaje o las instrucciones lo señala.

■ Instruções para a proteção do meio ambiente
Os componentes elétricos e eletrônicos deste módulo (p.ex. motores, lâmpadas, sensores) não pertencem ao lixo doméstico. Eles devem ser entregues, no final da sua vida útil, num posto de coleta para a reciclagem de aparelhos elétricos e eletrônicos. O símbolo no produto, na embalagem ou no manual indica isto.

■ Indicazioni sulla tutela ambientale
I componenti elettrici ed elettronici di questa scatola di montaggio (ad es. motori, lampadine, sensori) non vanno smaltiti tra i rifiuti domestici. Alla fine della loro durata di utilizzo devono essere consegnati a un centro di raccolta adibito al riciclaggio di apparecchi elettrici ed elettronici.
Ciò viene indicato dal simbolo che si trova sul prodotto, sull'imballo o sul manuale d'istruzioni.

■ Указания по охране окружающей среды
Электрические и электронные детали этого комплекта (датчики, электромоторы, лампочки и др.) нельзя выбрасывать с бытовым мусором. После того как они отслужат свой срок, их нужно сдать для переработки на сборный пункт электрических и электронных приборов.
На это указывает знак на изделии, на упаковке или на инструкции.

■ 有关环保的提示
不得将本组件中的电气和电子部件 (如电机，灯炮，传感器) 当作家庭垃圾扔掉。
等它们的使用寿命结束后，应将它们送抵电气和电子器材回收站。
产品、包装或说明书上的标记也说明这一规定。

Sortiervorschlag Box 1 für Aufbewahrungssystem Art.-Nr. 94828
Storage suggestion box 1 for storage system Art No. 94828
Suggestion de classement Boîte 1 pour le système de stockage Art n° 94828
Sorteervoorstel box 1 voor bewaarsysteem art.-nr. 94828
Propuesta de clasificación Caja 1 para almacenamiento Art. Nº 94828
Proposta de divisão caixa 1 para sistema de conservação n.º de art. 94828
Proposta di sistemazione Box 1 per il sistema di conservazione, cod. prod. 94828
Рекомендации по сортировке: Бокс 1 для хранения арт. № 94828
用于产品号为**94828**的保存系统的1号盒分类建议

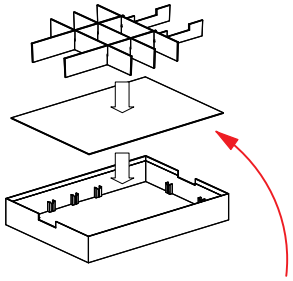

Zum Ausschneiden und Einlegen
For cutting out and inserting
A découper et à poser
Uitknippen en aanbrengen
Para cortar y montar
Para cortar e colocar
Da tagliare e inserire
Вырезать и вложить
用于剪下和放入



1 x

1 x 15 cm
3 x 30 cm
4 x 45 cm

1 x 5 cm
1 x 15 cm
1 x 45 cm

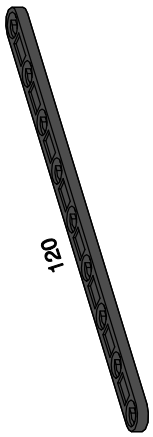

38 546

2 x

Box / Коробка / 号盒 1 ROBO Pneuvac

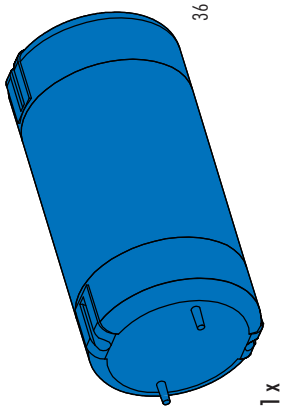

36 190

1 x

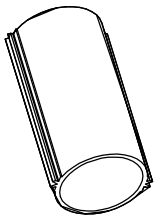

31 663

1 x

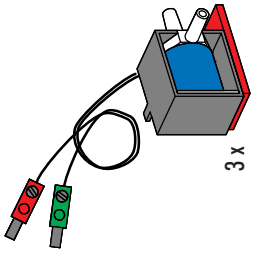

35 327

3 x

3 x 5 cm
1 x 7 cm
2 x 10 cm
2 x 20 cm
1 x 30 cm
1 x 40 cm
1 x 50 cm
1 x 55 cm

36 915

7 x

35 328

9 x

31 642

2 x

Sortiervorschlag Box 2 für Aufbewahrungssystem Art.-Nr. 94828
Storage suggestion box 2 for storage system Art No. 94828
Suggestion de classement Boîte 2 pour le système de stockage Art n° 94828
Sorteervoorstel box 2 voor bewaarsysteem art.-nr. 94828
Propuesta de clasificación Caja 2 para almacenamiento Art. Nº 94828
Proposta de divisão caixa 2 para sistema de conservação n.º de art. 94828
Proposta di sistemazione Box 2 per il sistema di conservazione, cod. prod. 94828
Рекомендации по сортировке: Бокс 2 для хранения арт. № 94828
用于产品号为**94828**的保存系统的2号盒分类建议

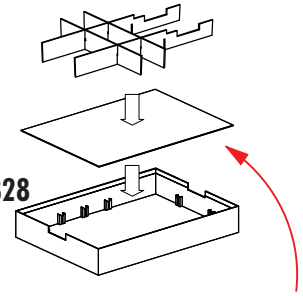

Zum Ausschneiden und Einlegen
For cutting out and inserting
A découper et à poser
Uitknippen en aanbrengen
Para cortar y montar
Para cortar e colocar
Da tagliare e inserire
Вырезать и вложить
用于剪下和放入

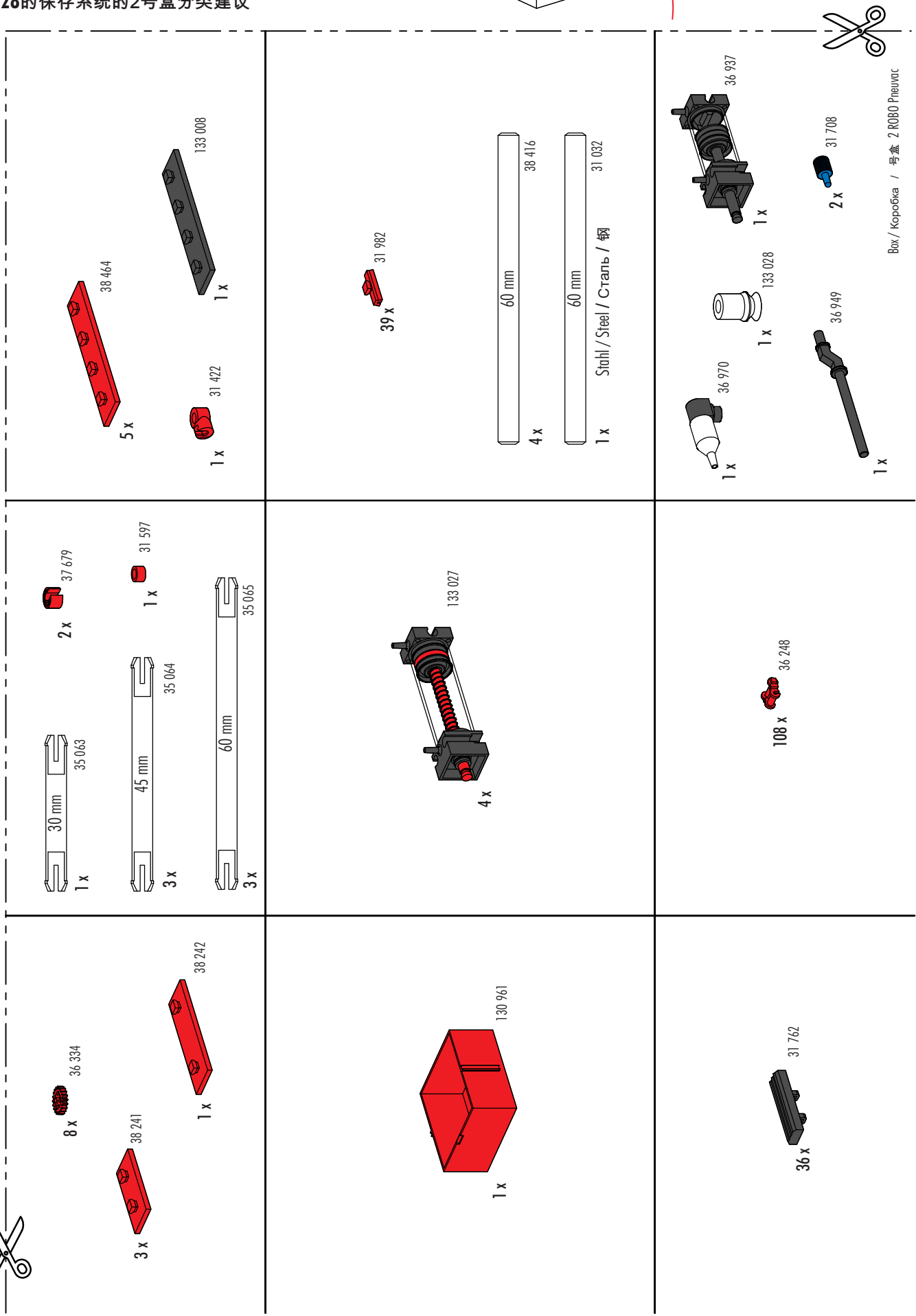

Sortiervorschlag Box 3 für Aufbewahrungssystem Art.-Nr. 94828
Storage suggestion box 3 for storage system Art No. 94828
Suggestion de classement Boîte 3 pour le système de stockage Art n° 94828
Sorteervoorstel box 3 voor bewaarsysteem art.-nr. 94828
Propuesta de clasificación Caja 3 para almacenamiento Art. Nº 94828
Proposta de divisão caixa 3 para sistema de conservação n.º de art. 94828
Proposta di sistemazione Box 3 per il sistema di conservazione, cod. prod. 94828
Рекомендации по сортировке: Бокс 3 для хранения арт. № 94828
用于产品号为**94828**的保存系统的3号盒分类建议

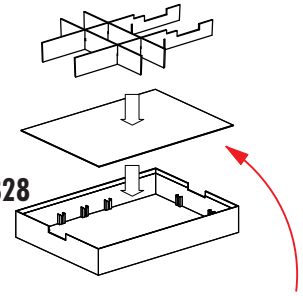

Zum Ausschneiden und Einlegen
For cutting out and inserting
A découper et à poser
Uitknippen en aanbrengen
Para cortar y montar
Para cortar e colocar
Da tagliare e inserire
Вырезать и вложить
用于剪下和放入

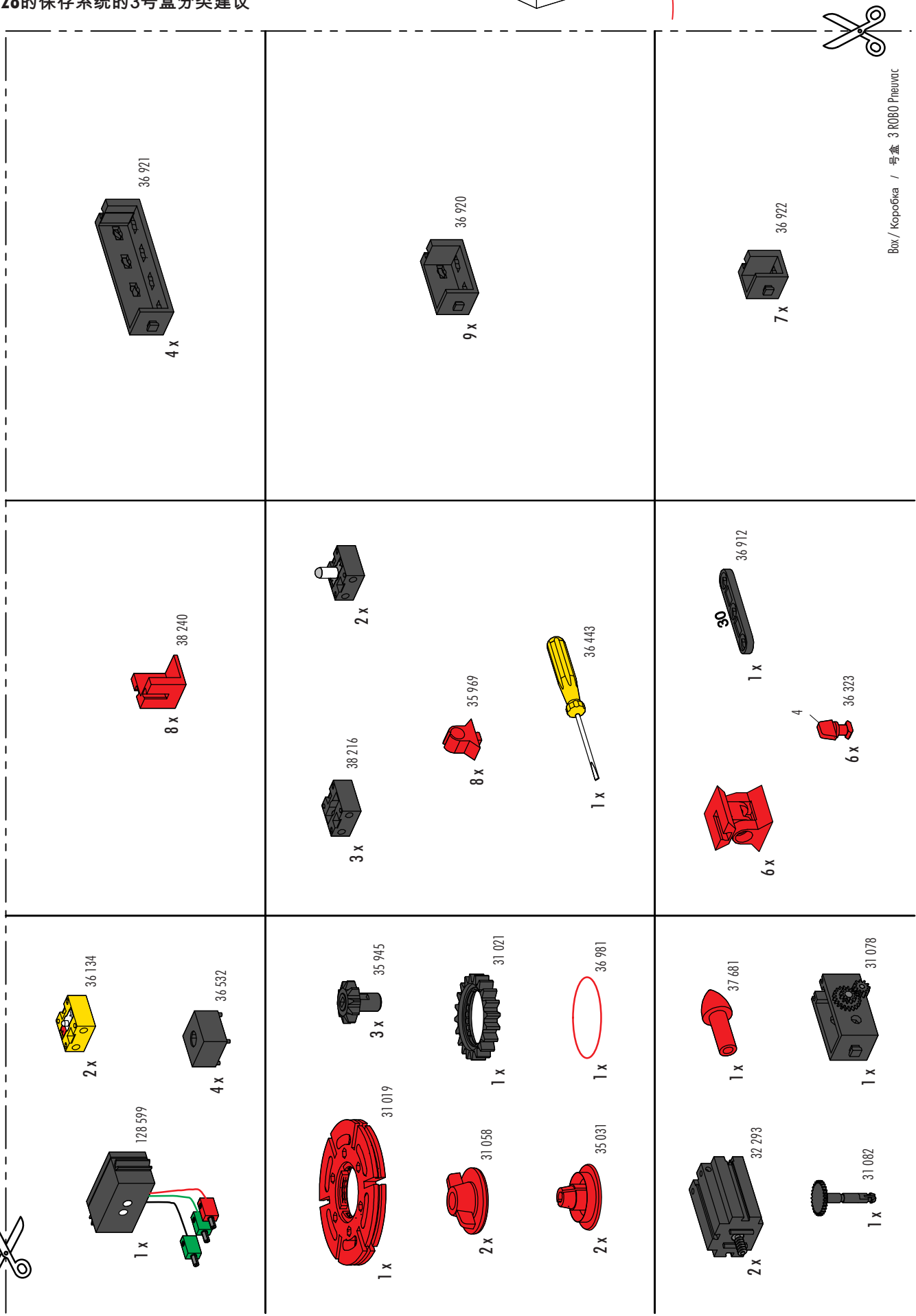

Box / Коробка / 号盒 3 ROBO Pneuvac

Sortiervorschlag Box 4 für Aufbewahrungssystem Art.-Nr. 94828
Storage suggestion box 4 for storage system Art No. 94828
Suggestion de classement Boîte 4 pour le système de stockage Art n° 94828
Sorteervoorstel box 4 voor bewaarsysteem art.-nr. 94828
Propuesta de clasificación Caja 4 para almacenamiento Art. Nº 94828
Proposta de divisão caixa 4 para sistema de conservação n.º de art. 94828
Proposta di sistemazione Box 4 per il sistema di conservazione, cod. prod. 94828
Рекомендации по сортировке: Бокс 4 для хранения арт. № 94828
用于产品号为**94828**的保存系统的4号盒分类建议

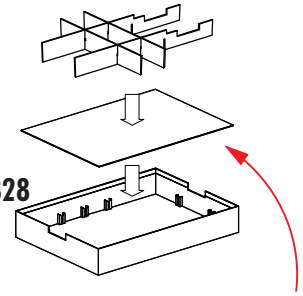

Zum Ausschneiden und Einlegen
For cutting out and inserting
A découper et à poser
Uitknippen en aanbrengen
Para cortar y montar
Para cortar e colocar
Da tagliare e inserire
Вырезать и вложить
用于剪下和放入

Box / Коробка / 号盒 4 ROBO Pneuvac

37 468
12 x

133 200
2 x

133 201
2 x

133 202
2 x

7,5 °
32 071
2 x

30 °
31 011
7 x

37 238
4 x

32 321
2 x

35 049
13 x

15 °
31 981
2 x

32 880
4 x

32 064
19 x

32 879
14 x

37 237
7 x

32 881
6 x

Empfohlene Aufbewahrung:	4 x Aufbewahrungssystem Art.-Nr. 94828
Recommended storage:	4 x storage system Art No. 94828
Stockage conseillé :	4 x système de stockage Art n° 94828
Bewaaradvies:	4 x bewaarsysteem art.-nr. 94828
Consejos para guardar el producto:	4 x almacenamiento Art. Nº 94828
Conservação recomendada:	4 x sistema de conservação n.º de art. 94828
Conservazione consigliata:	4 sistemi di conservazione, cod. prod. 94828
Рекомендуемое хранение:	4 x бокса хранения. Арт.№ 94 828
推荐的保存方式：	4 个产品号为 94 828 的保存系统

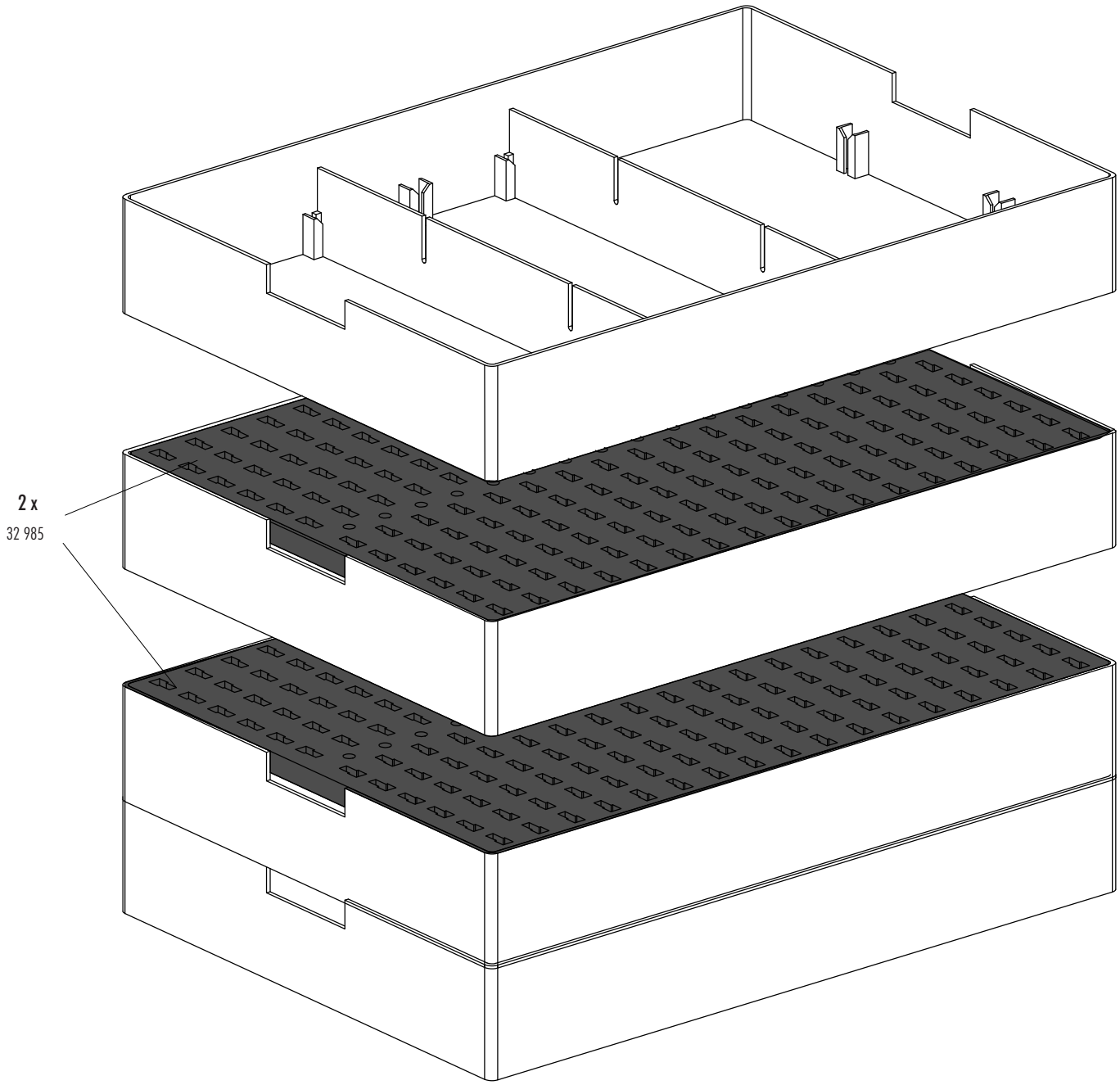

133550 · 09/08 · Kr · Printed in Germany · Technische Änderungen vorbehalten · Subject to technical modifications